

**Engineering progress
Enhancing lives**

Surround yourself with meaning.

Craft made-to-measure spaces that transport you to soulful places. From surface to edge, RAUVISIO™ engineered materials set you apart.

na.rehau.com/surfaces



RAUVISIO House

program guide 2023

Contents

High-gloss

- 10** RAUVISIO brilliant™
mirror high-gloss acrylic surface

Matte

- 20** RAUVISIO noir™
monotonic matte surface
- 28** RAUVISIO noir™ compact
monotonic matte surface
- 30** RAUVISIO shade™
super-matte PET surface

Crystal

- 40** RAUVISIO crystal™
acrylic surface
- 48** RAUVISIO crystal slim™
acrylic surface

Natural

- 52** RAUVISIO terra™
soft, textured HPL surface
- 60** RAUVISIO ingrain™
wood fiber laminate surface

Metal

- 70** RAUVISIO ferro™
metallic PET surface

Program options

- 82** Door options
- 84** Integrated handles
- 86** Floating shelves
- 88** Edging solutions

Resources

- 92** Online door portal
- 92** Ordering information
- 93** Service and care (includes Warranty)
- 94** Designer resources
- 97** REHAU Planet first
- 98** RAUVISIO surfaces overview



Welcome to **RAUVISIO House**SM, a collective of engineers, creatives, designers and artisans who help you create spaces that tell your individual story. Find inspiration in the colors, textures and technologies of our **RAUVISIO House** lines. From gloss to matte, crystal, natural and metal, each line is curated to be a classic of modern living and human-made for precision and permanence.



RAUVISIO House is your single stop for coordinated laminates, boards, edgeband, fabricated panels and modern cabinet doors, each in a myriad of colors and finishes. No detail is unimportant as we transform your chosen surface into life-proof panels using advanced technologies such as seamless REHAU LaserEdge™ finishing, antimicrobial properties, self-healing and fingerprint resistance, for one elegant surface-to-edge experience.



Add depth with **high-gloss.**



RAUVISIO brilliant

Plunge into reflection.

RAUVISIO brilliant high-gloss acrylic surface creates a space where voyaging beyond the surface becomes part of everyday life. More than a glossy finish, this material transports you with layers of color that illuminate their surroundings, making them swirl with watery fullness.




Left: RAUVISIO brilliant Cubanite; RAUVISIO crystal Menta polished; RAUVISIO noir compact Casa Blanca - © Ryan Dyer Photography 2022, Minneapolis, MN
Above left: RAUVISIO brilliant Prugna; Above top right: RAUVISIO brilliant Moro; Above bottom right: RAUVISIO brilliant Bianco


Water captivates.

Our fascination with life below the surface starts by looking within. We have, in **RAUVISIO brilliant**, distilled a water-like reflective quality and curated collections that are shaped by the lack of or abundance of water. Submerge yourself in collective memories found in these colorful landscapes and be filled with tranquility and luminosity. In these spaces, diving beyond the surface becomes part of everyday life.


Glacier collection



Bianco 5000B



Cemento 1919L



Gabbiano* 6339B

Ocean collection



Meringa 5026B



Titanio* 2102L



Bigio* 6340B


River collection



Magnolia 5335B




Prugna 5642B



Moro 5112B

Dune collection




Cappuccino 1917L



Cubanite* 5338B

Fog collection



Roccia 2101L



Grafite 2100L

* Color has directionality



Finished door & component options

Profile specifications

Appearance	High-gloss
Door style	Slab and shaker
Design style	Modern, contemporary
Construction	PUR laminated face and back, REHAU LaserEdge
Shaker stiles and rails	3 in (76.2 mm), custom widths also available
Face material	High-gloss acrylic, multiple colors
Back material	High-gloss acrylic, matching color
Edgeband	High-gloss ABS, matching color
Core	Super-refined MDF
Board thickness	3/4 in (19.3 mm)

Cabinet door size parameters

Minimum slab	3 x 5 in (76.2 x 127 mm)
Maximum slab	50 x 109 in (1270 x 2768.6 mm)
Minimum shaker	8-7/8 in W x 11 in H (225.4 mm W x 279.4 mm H)
Maximum shaker	30 in W x 65 in H (762 mm W x 1651 mm H)

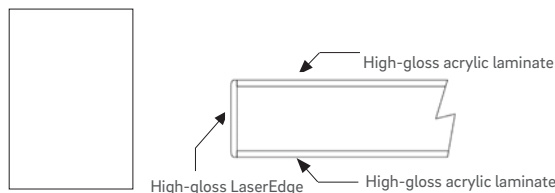
Edgebanding profile

Top edge	1.0 mm radius
Bottom edge	1.0 mm radius
Edgeband finish, standard	Mirror gloss, color matched

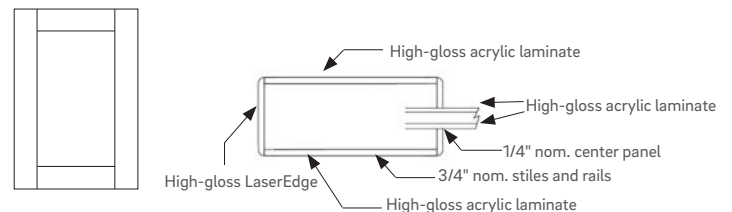
Accessory products

1/4 in. thick components	Cut-to-size with raw edges
Integrated handle	1-17/64 and 5/64 in (32 and 2 mm)
Floating shelves	22 to 96 in (558.8 to 2438 mm) wide

Slab profile



Shaker profile



Material options

Board specifications

Construction	PUR laminated face and back
Face material	High-gloss acrylic, multiple colors
Back material	High-gloss acrylic, multiple colors
Core	Super-refined MDF
Size	51 x 110 in x 19.3 mm

Laminate specifications

Construction	Acrylic
Material	High-gloss acrylic, multiple colors
Size	51 x 110 in x 0.7 mm

Edgebanding options

ABS Mirror gloss	23 x 1.0 mm x 100 M
ABS Mirror gloss LaserEdge	23 x 1.2 mm x 100 M
ABS Mirror gloss	43 x 1.0 mm x 100 M

Features & benefits

- Mirror-like reflective quality
- Decades of UV stability
- Intense color depth
- Chemical and stain resistant
- Up to 60% lower production costs compared to painted components
- Editable with woodworking tools
- Ability to miter fold and cut
- Double-sided finished panel or cabinet door
- Matching floating shelves

Cleaning and care

Clean with a damp microfiber cloth and mild soap if needed. Do not dry-wipe the acrylic finish. Avoid abrasive cleaners, solvent-based cleaners and harsh chemicals. Do not use paper towels, brushes or scouring pads. REHAU is not responsible for any damage done by abrasive cleaning products or procedures.

Protective coat

A protective peel coat is applied to the top of the high-gloss surface, as well as to the edgebanded sides. Do not expose peel coat to direct sunlight before removal. Remove promptly after installing cabinet but prior to mounting decorative hardware. To remove peel coat, use rubber fingertips or our peel coat removal tool.

na.rehau.com/brilliant

Material properties & performance

Visual characteristics

	Test standard	Requirements	Result
Surface gloss level	AMK-MB-009, 09/2010	60° measurement	High-gloss: > 85 GLE
Color	AMK-MB-009, 09/2011	No significant changes to master sample	Pass
Surface	AMK-MB-009, 09/2012	Uniform surface, no defects visible from 0.7m	Pass
Lightfastness	DIN EN ISO 4892-2 Art B (behind window glass)	Assessment according to blue scale	≥ Level 7
	Assessment according to DIN EN ISO 105 A02	Assessment according to blue scale	≥ Level 4

Surface properties

Chemical resistance	DIN 68861/T1	High-gloss: 1A	1A
Scratch-resistance	DIN 68861/T4	High-gloss: 4D	4D
Performance in dry heat	68861/T7/ DIN EN 12722 DIN CEN TS 16209	Stress group min: 7D Class C	No change at 70C
Performance in moist heat	68861/T8/ DIN EN 12721	Stress group min: 8B	No change at 70C

Material properties

Top laminate raw density	DIN EN 323	-	1.35g/cm ³
Fire behavior	DIN 4102/1	-	B2 (normal combustibility)
Material unit/Sand content	Residue on ignition	-	≤1%
Formaldehyde emissions	EN 622 and TSCA Title VI	Class E1: < 0.09 PPM TSCA: < 0.11 PPM	E1/CARBII/TSCA Title VI

Finished component test (AMK Kitchen Tests)

Temperature resistance	AMK-MB-001	Pass	Pass
Infiltration of water vapor	AMK-MB-005 module 1	Pass	Pass
Humid climate resistance	AMK-MB-005 module 2	Pass	Pass
Alternating climate resistance	AMK-MB-005 module 3	Pass	Pass
Long-term heat storage: 4 weeks at 50C	Assessment after 24 hrs	Pass	Pass

Environmental

FSC certification	-	-	PEFC Certification
Indoor air comfort - ultra low VOC	RAL-GZ 430	Less than 3 mg/m ³ TVOC after 3 days, less than 0.4 mg/m ³ after 28 days	Pass (0.0mg/m ³)
REACH	(EG) 1907/2006 (REACH) Article 33	Contains less than 0.1% of any "substances of very high concern"	Pass
RoHS	2011/65/EU (RoHS), appendix II (including amendment 2015/863/EU 31MAR2015)	Contains no restricted substances	Pass

RAUVISIO brilliant high-gloss acrylic surface features a color-matched PMMA layer instead of a clear top layer, giving it intense color depth with decades of UV stability. With tones from tranquil to vibrant, this supremely reflective material is offered as boards and edgeband or fabricated panels and cabinet doors. Double-sided panels and doors are supplied with an MDF core that is CARB2, TSCA Title VI certified and finished with perfectly matched REHAU LaserEdge.

The result: Whites that stay white and colors that remain true, combined with the monolithic aesthetic of a high-end lacquered door. Ride the waves of uninhibited reflection and plunge beneath the surface to colorful depths with **RAUVISIO brilliant**.



RAUVISIO brilliant Bianco

Experience the super-soft
look and feel of **matte.**

RAUVISIO noir



- *BUILDINGS and interiors+sources* product innovations award
- Architizer A+Product award finalist

Lay a refined foundation.

RAUVISIO noir monotonic matte surface is irresistibly lush and leaves nothing to chance by obscuring fingerprints and scratches. Linger with the visual and tactile sensations of seamless matte from every angle.




Left: RAUVISIO noir After Dark
 Above top left: RAUVISIO noir Trench Coat & Boxcar Blonde; Above top right: RAUVISIO noir Silver Lake
 Above bottom left: RAUVISIO noir Olive Detour; Above bottom right: RAUVISIO noir After Dark

Colors that suit all your needs.


Inspired by the mystique of the cinematic film genre, **RAUVISIO noir** transports your imagination and senses to worlds of the past with its rich low-key colors. Take a stroll down a gaslit boardwalk, embrace the ambiance of a candlelit dinner, merge minimalism with classic panache to provoke jealous gazes. Choose the line designers identify as the embodiment of elegance: **RAUVISIO noir**.




Maltese Mist 154704



Casa Blanca 154705



Capital Starlit 154706



High Low 154707




After Dark 154708




Silver Lake 154709



Smoke Stack 154710



Gaslit Alley 154712



Trench Coat 154711



Midnight Dash 154713




Boxcar Blonde 154714



Olive Detour 154715


NEW! RAUVISIO noir in color




Sierra Social 155000



Gimlet Haze 155064



Platinum Sands 155001



Taupe Farewell 155063



Decoy Dusk 155065



Finished door & component options

Profile specifications

Appearance	Super-matte
Door style	Slab, siena and shaker
Design style	Modern, contemporary
Construction	PVA laminated face and back, REHAU LaserEdge
Shaker stiles and rails	3 in (76.2 mm), custom widths also available
Siena stiles	3 in (76.2 mm)
Face material	Super-matte monotonic laminate, multiple colors
Back material	Super-matte monotonic laminate, matching colors
Edgeband	REHAU LaserEdge, matching color
Core	MDF or particle board
Board thickness	3/4 in (19.5 mm)

Cabinet door size parameters

Minimum slab	3 x 5 in (76.2 x 127 mm)
Maximum slab	50 x 119 in (1270 x 3022.6 mm)
Minimum shaker	8-7/8 in W x 11 in H (225.4 mm W x 279.4 mm H)
Maximum shaker	30 in W x 65 in H (762 mm W x 1651 mm H)
Minimum siena	11 in W x 6 in H (152.4 mm W x 279.4 mm H)
Maximum siena	50 in W x 60 in H (1270 mm W x 1524 mm H)


Edgebanding profile

Top edge	1.0 mm radius
Bottom edge	1.0 mm radius
Edgeband finish	Elegant matte, color matched

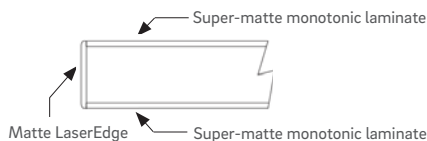

Accessory products

1/4 in. thick components	Cut-to-size with raw edges
Integrated handle	1-17/64 and 5/64 in (32 and 2 mm)
Floating shelves	22 to 96 in (558.8 to 2438.4 mm) wide

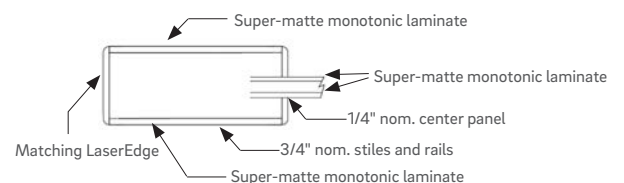
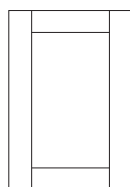
Siena profile



Slab profile



Shaker profile



Material options

Board specifications

Construction	PVA laminated face and back
Face material	Super-matte monotonic laminate, multiple colors
Back material	Super-matte monotonic laminate, matching colors
Core	MDF or particle board
Size	51 x 120 in x 19.5 mm

Laminate specifications

Construction	Electron Beam Cured High Pressure Laminate (HPL)
Material	Super-matte monotonic laminate
Size	51 x 120 in x 0.9 mm

Edgebanding options

ABS	23 x 1.0 mm x 100 M
ABS LaserEdge	23 x 1.2 mm x 100 M
ABS	43 x 1.0 mm x 100 M

Features & benefits

- Irresistibly soft touch finish
- Deeply light-absorbent
- Seamless matte from every angle; front, back and edge
- Fingerprint, impact and scratch resistant
- Bacteria, mold and stain resistant
- Suitable for contact with food
- Independent thermal healing of microscratches
- Anti-microbial, ultra-low in VOCs and phenol-free
- Double-sided finished panel or cabinet door
- Matching floating shelves

Cleaning and care

Clean with a damp microfiber cloth and mild soap if needed. RAUVISIO noir is resistant to most chemicals and solvent-based cleaners, but harsh chemicals should be avoided. Do not use brushes or scouring pads. REHAU is not responsible for any damage done by abrasive cleaning products or procedures.

Protective coat

A protective peel coat is applied to the top and bottom surfaces. Do not expose peel coat to direct sunlight before removal. Remove promptly after installing cabinet but prior to mounting decorative hardware. To remove peel coat, use rubber fingertips or our peel coat removal tool.

na.rehau.com/noir

Material properties & performance

Visual characteristics

	Test standard	Requirements	Result
Surface gloss level	ISO 2813	85° measurement	1.5 GLE
Color	AMK-MB-009, 09/2011	No significant changes to master sample	Pass
Surface	AMK-MB-009, 09/2012	Uniform surface, no defects visible from 0.7m	Pass
Lightfastness	DIN EN ISO 4892-2 Art B (behind window glass)	Assessment according to blue scale	≥ Level 6
	Assessment according to DIN EN ISO 105 A02	Assessment according to blue scale	≥ Level 4

Surface properties

Chemical resistance	DIN 68861/T1	Matte: 1B	1B
Acids resistance	SEFA 8-PL-2016 Section 8.1	Pass	Pass
Scratch-resistance	EN 438-2.25	Appearance	≥4
Micro-scratch resistance	EN 438-2.30	Visual assessment	5
Resistance to surface wear	EN 438-2.10	Initial point	Initial point: > 200 rev Wear value: > 350 rev
Performance in dry heat	EN 438-2.16	Appearance	≥4
Performance in moist heat	68861/T8/ DIN EN 12721	Stress group min: 8B	≥4
Performance in water vapor	DIN 438-2.14	Level 5: No changes	≥4
Impact resistance large diameter ball	EN 438-2.21	Drop height Indentation diameter	≥ 800 mm ≤ 8 mm
Linear thermal coefficient of expansion	IOS 11359-2	+10C....+40C +20C....+80C	Longitudinal: < 0.55% Transverse: < 1.05%
Hygiene (Suitability for food service)	NSF/ANSI 35	-	Pass
Contact with food - overall migration	EN 13130-23	-	Pass

Material properties

Top laminate raw density	DIN EN 323	-	1.35g/cm ³
Fire behavior	DIN 4102/1	-	Standard: Class B Fire resistant: Class A
Flame spread index	ASTM E84	Class A: 0-25 Class B: 26-75 Class C: 76-250	Standard: 40 Fire resistant: 0
Smoke developed index	ASTM E84	Class A, B, C: 0-450	Standard: 40 Fire resistant: 35
Formaldehyde emissions	EN 622 and TSCA Title VI	Class E1: < 0.09 PPM TSCA: < 0.11 PPM	E1/CARBII/TSCA Title VI

Environmental	Test standard	Requirements	Result
FSC certification	-	-	FSC Controlled Wood
Phenol content	EN ISO 16000-9	Phenol content in resin	Phenol free
Indoor air comfort - ultra low VOC	UNI EN ISO 16000-9:2006 + ISO 16000-6:2011	Less than 5 µg/m ³ Total Volatile Organic Compounds	Class A+ (meets Greenguard requirements)
Antibacterial properties - Evaluation of microorganisms	JIS Z 2801:2010	Antimicrobial activity after 24h @ 35C	> 3.6 log reduction > 99.975 % reduction
REACH	(EG) 1907/2006 (REACH) Article 33	Contains less than 0.1% of any "substances of very high concern"	Pass
RoHS	2011/65/EU (RoHS), appendix II (including amendment 2015/863/EU 31MAR2015)	Contains no restricted substances	Pass

Forged in Italy with the finest materials, **RAUVISIO noir** monotonic matte surface retains all of its elemental properties while delivering unwavering resilience and richly uninhibited elegance. The deeply light-absorbent surface independently heals micro-scratches. Ultra-low in VOCs and phenol-free, it minimizes chemicals indoors, while its antimicrobial and hydro-repellent properties make it suitable for food contact.

RAUVISIO noir is offered as laminates, boards and edgeband or fabricated panels and cabinet doors. Panels and doors are crafted of an MDF or particle board core and finished with REHAU LaserEdge for a monolithic effect that rivals a solid surface. This versatile matte is also available in the **RAUVISIO noir** compact, a 12 mm thick solid-core panel for vertical and horizontal applications. With intensely rich hues and real-world grit, this understated surface lays a refined foundation for even the most exuberant design.


RAUVISIO noir compact

With **RAUVISIO noir compact** horizontal and vertical surfaces including countertops, doors or partitions can be modernized with a stunning monotonic matte look.




After Dark

154708



Casa Blanca

154705

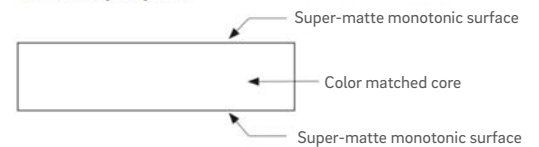


Smoke Stack

154710

Material options


12 mm compact panel



Panel specifications

Appearance	Super-matte
Application	Worktop, countertop, partition
Design style	Modern, contemporary
Construction	Solid core, balanced panel made of synthetic thermosetting resins
Sheet size	51 x 120 in (1300 x 3050 mm)
Face material	Super-matte monotonic surface, multiple colors
Back material	Super-matte monotonic surface, multiple colors
Core material	Color matched core
Thickness	15/32 in (12 mm)

See RAUVISIO noir for testing information



RAUVISIO noir compact After Dark

Sheet specifications

RAUVISIO noir compact is a 12 mm thick solid core panel that is made of synthetic thermosetting resins. This balanced panel has identical super-matte surfaces on both sides with a color matched core.

Cleaning and care

Clean with a damp microfiber cloth and mild soap if needed. RAUVISIO noir compact is resistant to most chemicals and solvent-based cleaners, but harsh chemicals should be avoided. Do not use brushes or scouring pads. REHAU is not responsible for any damage done by abrasive cleaning products or procedures.

Protective coat


A protective peel coat is applied to the top and bottom surfaces. Do not expose peel coat to direct sunlight before removal. Remove promptly after installing cabinet but prior to mounting decorative hardware. To remove peel coat, use rubber fingertips or our peel coat removal tool.

RAUVISIO shade



Blend resilience and softness.

By diffusing light and giving elements around it vivid definition, **RAUVISIO shade** super-matte PET surface unveils a space as a work of art. Its powdery finish makes its mark as a far-reaching surface area. Allow soft to recede to the background or define the foreground of your boutique, reception or workspace. Whatever your focus, bring your subject into light.




Left: RAUVISIO shade Dark Grey
Above left: RAUVISIO shade Black; Above top right: RAUVISIO shade Dark Grey; Above bottom right: RAUVISIO shade White

Unbound shades.

This new blurred and shaded line broke conventions of the past. Notions of line as something that contained, restricted and bound were replaced by an invisible line whose hints created faint color hues. These new techniques inspired poets and writers to challenge their binary notions and reinvent a third way, a more ambiguous way that was truer to real life. These soft and hazy undertones made what laid on top more vibrant. It gave an intimate feeling, brought out a warmth in its subjects that created a striking real-life effect. This concept plays out when **RAUVISIO shade** brings an augmented softness to your designs, going beyond boundary, diffusing light, giving the elements around it vivid definition.

This palette of neutral hues allows you to soften your living space and place an emphasis on the elements that matter to you most. Choose a hue that's already a classic.




Light Grey

154420




Dark Grey

154421




Stone Grey

154422



Black

154418



White

154419



Finished door & component options

Profile specifications

Appearance	Matte
Door style	Slab and shaker
Design style	Modern, contemporary
Construction	Colored PET film laminated to MDF core, REHAU LaserEdge
Shaker stiles and rails	3 in (76.2 mm), custom widths also available
Face material	PET film, multiple colors
Back material	Melamine, matching color
Edgeband	REHAU LaserEdge, matching color
Core	Super-refined MDF
Board thickness	3/4 in (19.3 mm)

Cabinet door size parameters

Minimum slab	3 x 5 in (76.2 x 127 mm)
Maximum slab	47 x 109 in (1193.8 x 2768.6 mm)
Minimum shaker	8-7/8 in W x 11 in H (225.4 mm W x 279.4 mm H)
Maximum shaker	30 in W x 65 in H (762 mm W x 1651 mm H)

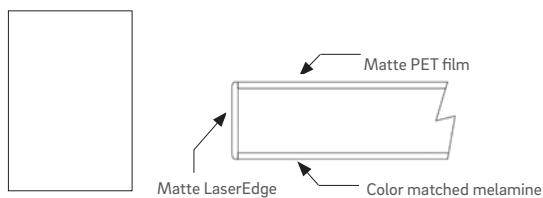
Edgebanding profile

Top edge	1.0 mm radius
Bottom edge	1.0 mm radius
Edgeband finish	Elegant matte, color matched

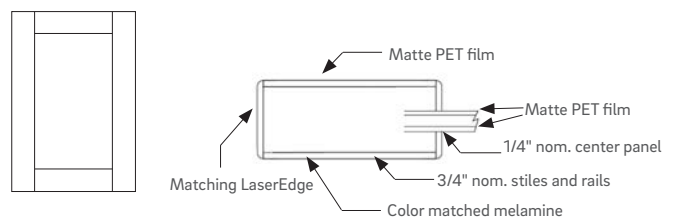
Accessory products

1/4 in. thick components	Cut-to-size with raw edges
--------------------------	----------------------------

Slab profile



Shaker profile



Material options

Board specifications

Construction	Colored PET film laminated to MDF core
Face material	PET film, multiple colors
Back material	Melamine, matching color
Core	Super-refined MDF
Size	48 x 110 in x 19.3 mm

Edgebanding options

ABS	15/16 in x 1.0 mm x 100 M
ABS LaserEdge	15/16 in x 1.2 mm x 100 M

Features & benefits

- Soft touch finish
- Scratch, fingerprint and bacteria resistant
- Excimer lacquering for increased durability
- Superior UV stability
- Low light reflectivity
- Value-engineered option for large commercial projects

Cleaning and care

Clean with a damp microfiber cloth and mild soap if needed. While the surface is scratch resistant, it should never be dry-wiped. Avoid abrasive cleaners, solvent-based cleaners and harsh chemicals. Do not use paper towels, brushes or scouring pads. REHAU is not responsible for any damage done by abrasive cleaning products or procedures.

Protective coat

A protective peel coat is applied to the top of the matte surface. Do not expose peel coat to direct sunlight before removal. Remove promptly after installing cabinet but prior to mounting decorative hardware. To remove peel coat, use rubber fingertips or our peel coat removal tool.

na.rehau.com/shade

Material properties & performance

Visual characteristics

	Test standard	Requirements	Result
Surface gloss level	ALFA AW A16/10	-	3 +/-1 GLE
Color	AMK-MB-009, 09/2011	No significant changes to master sample	Pass
Surface	AMK-MB-009, 09/2012	Uniform surface, no defects visible from 0.7m	Pass
Lightfastness	DIN EN ISO 4892-2 Art B (behind window glass)	Assessment according to blue scale	5 (except part 5, use method B indoor)
	Assessment according to DIN EN ISO 105 A02	Assessment according to blue scale	≥ Level 4

Surface properties

Chemical resistance	DIN 68861/T1	Matte: 1B	1B
Scratch-resistance	UNI EN 438/25	-	Rating 3. 2N faint marks, 4N continuous scratch
Micro-scratch resistance	IHD-W-466 (Art. A)	Matte: Class 2	Hoffman test: 5N
Resistance to surface wear	EN 438-2.10	Initial point	4

Material properties

Top laminate raw density	DIN EN 323	-	1.35g/cm ³
Formaldehyde emissions	EN 622 and TSCA Title VI	Class E1: < 0.09 PPM TSCA: < 0.11 PPM	E1/CARBII/TSCA Title VI

Environmental

Indoor air comfort - Ultra low VOC	RAL-GZ 430	Less than 3 mg/m ³ TVOC after 3 days, less than 0.4 mg/m ³ after 28 days	Pass (0.0mg/m ³)
------------------------------------	------------	--	------------------------------

The solid-extruded **RAUVISIO shade** super-matte PET surface offers superior durability with a thickness 4 to 5 times that of clear PET film or lacquered melamine. Its UV-cured excimer lacquer provides low-light reflectivity, impact and fingerprint resistance and a soft super-matte finish. **RAUVISIO shade** is laminated to an MDF core that is CARB2, TSCA Title VI certified. Offered as boards and edgeband or fabricated panels and cabinet doors with perfectly matched REHAU LaserEdge, this surface brings unbound soft resilience to your project.



RAUVISIO shade White & Dark Grey

Crown your design in polished perfection, and be a cut above the crowd with **crystal.**

RAUVISIO crystal



Architectural Record's best-products award

Mine a gem as rare as you.

RAUVISIO crystal acrylic surface, found in its polished and natural finishes, brings cemented energy to achieve a rarified luster. The lightweight, yet durable polymer surface creates a deep and multifaceted aesthetic when finished with beveled REHAU LaserEdge technology. From its sleek cool facets to its color play, uncover radiant and deeply personal spaces with **RAUVISIO crystal**.



Left: RAUVISIO crystal Marmo Bianco & Fumo natural
 Above top left: RAUVISIO crystal Menta polished; Above bottom left: RAUVISIO crystal Bianco polished
 Above right: RAUVISIO crystal Bianco polished

A surface that fascinates.


Our fascination with crystals, their origins, strength and composition, dates back to the beginning of civilization when our ancestors believed these formations contained healing powers, sometimes even deities, within them. Their cool-to-touch slick surface, dazzling glimmer and multifaceted reflection keep us mesmerized.

Stones in all finishes have a certain enchantment that draw passers-by in. For some, the gritty finish of raw gems isn't lackluster; it's laconic. For others, the slick polished state of a gem unlocks the colorful fire subdued within. Offered in polished and natural finishes, **RAUVISIO crystal** transitions seamlessly between sleek reflective gloss and powdery matte to create a singular reality in your space.


Diamond collection



Bianco polished V2778
natural 1696L




Perla polished V2892
natural 1697L




Zucchero* polished 1923L


Vermarine collection



Menta polished 1684L




Sabbia polished 1687L
natural 1703L



Nebbia polished 1910L
natural 1911L

Obsidian collection



Piano polished 2015L




Fumo polished 1686L
natural 1702L



Decorative Mirror polished 1721L


Mineral collection



Marmo Nero polished 1971L



Legno Sbiancato polished 1976L



Marmo Bianco polished 1970L

* Color has directionality



Finished door & component options

Profile specifications

Appearance	Polished (gloss) or natural (matte) in solid color or stone inspired
Door style	Slab and shaker with glass insert or frame only
Design style	Modern, contemporary
Construction	PUR laminated face and back, REHAU LaserEdge
Face material	Two-layer polished (gloss) or natural (matte), multiple colors
Back material	Balancing sheet, matching color
Edgeband	REHAU LaserEdge, matching color
Core	Super-refined MDF
Board thickness	3/4 in (19 mm)

Cabinet door size parameters

Minimum slab	3 x 5 in (76.2 x 127 mm)
Maximum slab	50 x 109 in (1270 x 2768.6 mm)
Minimum shaker (glass insert or frame only)	8-7/8 in W x 11 in H (225.4 mm W x 279.4 mm H)
Maximum shaker (glass insert or frame only)	30 in W x 65 in H (762 mm W x 1651 mm H)
Maximum slab for RAUVISIO crystal Decorative Mirror	47 x 95 in (1194 x 2413 mm)

Edgebanding profile

Top edge	1.3 mm radius or 45° 3 x 3 mm chamfer (radius only for shaker doors)
Bottom edge	1.3 mm radius
Finish polished	Duo-design or mirror gloss, color matched
Finish natural	Elegant matte, color matched

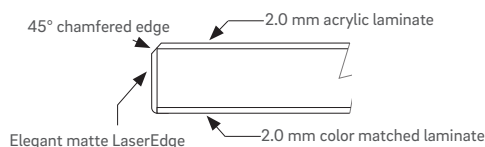
Accessory products

Backsplash	Thickness 5/32 in (4 mm) Cut-to-size up to 50 x 109 in (1270 x 2770 mm)
Integrated handle	1-17/64 and 5/64 in (32 and 2 mm)

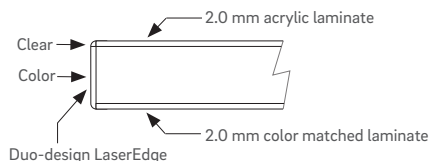
Slab profile



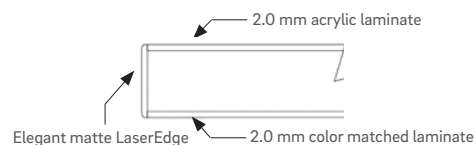
Polished or natural bevel edge profile



Polished radius edge profile



Natural radius edge profile



Material options

Board specifications

Construction	PUR laminated face and back
Face material	Two-layer polished (gloss) or natural (matte)
Back material	Balancing sheet, matching color
Core	Super-refined MDF
Size	51 x 110 in x 19 mm
RAUVISIO crystal Decorative Mirror size	48 x 110 in x 19 mm

Laminate specifications

Construction	Two-layer acrylic polished (gloss) or natural (matte)
Material	Acrylic
Size	51 x 110 in x 2.0 mm

Edgebanding options

ABS Mirror gloss or Elegant matte	23 x 1.0 mm x 100 M
ABS Mirror gloss or Elegant matte LaserEdge	23 x 1.2 mm x 100 M
ABS Duo-edge LaserEdge	23 x 1.5 mm x 100 M

Features & benefits

- Completely unique visual depth and reflective quality
- Scratch resistant
- Chemical and stain resistant
- Easy to clean with microfiber towels
- Take notes or write tasks with whiteboard markers (polished) or chalk (natural)
- Cut and processed with woodworking tools
- 10x more break resistant than real glass
- 50% lighter than real glass

Cleaning and care

Clean with a damp microfiber cloth and mild soap if needed. RAUVISIO crystal has a very hard, scratch-resistant finish. Avoid abrasive cleaners, solvent-based cleaners and harsh chemicals. Do not use paper towels, brushes or scouring pads. REHAU is not responsible for any damage done by abrasive cleaning products or procedures.

Protective coat

A protective peel coat is applied to the top of the surface, as well as to the edgebanded sides. Do not expose peel coat to direct sunlight before removal. Remove promptly after installing cabinet but prior to mounting decorative hardware. To remove peel coat, use rubber fingertips or our peel coat removal tool.

na.rehau.com/crystal

Material properties & performance

Visual characteristics			
	Test standard	Requirements	Result
Surface gloss level	AMK-MB-009, 09/2010	60° measurement	High-gloss: > 85 GLE Matte: < 6 GLE
Color	AMK-MB-009, 09/2011	No significant changes to master sample	Pass
Surface	AMK-MB-009, 09/2012	Uniform surface, no defects visible from 0.7m	Pass
Lightfastness	DIN EN ISO 4892-2 Art B (behind window glass)	Assessment according to blue scale	≥ Level 7
	Assessment according to DIN EN ISO 105 A02	Assessment according to blue scale	≥ Level 4
Surface properties			
Chemical resistance	DIN 68861/T1	High-gloss: 1A Matte: 1B	High-gloss: 1A Matte: 1B
Scratch-resistance	DIN 68861/T4	High-gloss: 4D Matte: 4C	High-gloss: 4D Matte: 4C
Micro-scratch resistance	IHD-W-466 (Art. A)	High-gloss: Class 1 Matte: Class 2	Test A: max 5% Test B: Class 5
Performance in dry heat	68861/T7/ DIN EN 12722 DIN CEN TS 16209	Stress group min: 7D Class C	No change at 70C No change at 100C
Performance in moist heat	68861/T8/ DIN EN 12721	Stress group min: 8B	No change at 70C
Cross hatch test	DIN EN ISO 2409	GT 0-1	OK
Performance in water vapor	DIN 438-2.14	Level 5: No changes	OK
Flexural modulus of elasticity	DIN EN ISO 178	-	3080 N/mm ²
Flexural strength	DIN EN ISO 178	-	98 N/mm ²
Impact strength	DIN EN ISO 179-1	-	11 kJ/m ²
Linear thermal coefficient of expansion	IOS 11359-2	-40C....+20C	0.0000590
		+10C....+40C	0.0000667
		+20C....+80C	0.0000754
Material properties			
Top laminate raw density	DIN EN 323	-	1.18g/cm ³
Balancing sheet raw density	DIN EN 323	-	1.16g/cm ³
Fire behavior	DIN 4102/1	-	B2 (normal combustibility)
Flame spread index	ASTM E84	Class C: 76-250	180
Smoke developed index	ASTM E84	Class A, B, C: 0-450	750
Material unit/Sand content	Residue on ignition	-	≤1%
Shore hardness D	DIN ISO 7619-1	-	91 ± 3
Vicat softening temperature	DIN EN ISO 306 - Art B50	-	≤99C
Formaldehyde emissions	EN 622 and TSCA Title VI	Class E1: < 0.09 PPM TSCA: < 0.11 PPM	E1/CARBII/TSCA Title VI
Impact resistance large diameter ball	EN 438-2.21	Drop height	11kJ/m ² per DIN EN ISO 179-1

Finished component tests (AMK Kitchen Tests)	Test standard	Requirements	Result
Temperature resistance	AMK-MB-001	Pass	Pass
Infiltration of water vapor	AMK-MB-005 module 1	Pass	Pass
Humid climate resistance	AMK-MB-005 module 2	Pass	Pass
Alternating climate resistance	AMK-MB-005 module 3	Pass	Pass
Long-term heat storage: 4 weeks at 50C	Assessment after 24 hrs	Pass	Pass
Environmental			
FSC certification	-	-	PEFC certification
Indoor air comfort - Ultra low VOC	RAL-GZ 430	Less than 3 mg/m ³ TVOC after 3 days, less than 0.4 mg/m ³ after 28 days	Pass (0.0mg/m ³)
REACH	(EG) 1907/2006 (REACH) Article 33	Contains less than 0.1% of any "substances of very high concern"	Pass
RoHS	2011/65/EU (RoHS), appendix II (including amendment 2015/863/EU 31MAR2015)	Contains no restricted substances	Pass

The mystique of **RAUVISIO crystal** acrylic surface is its stone-hard 2 mm clear acrylic top layer that creates intense reflectivity, entrancing optical depth with crisp facets and superb UV- and scratch-resistance. With natural and polished finishes, designs from mineral to mirror, board and slim configurations, **RAUVISIO crystal** is our most versatile line.

This surface is offered as boards, 4 mm wall panels and edgeband or fabricated panels and cabinet doors. On boards, panels and doors, the crystal laminate and a color-matched balancing backer are applied using PUR glue to an MDF core that is CARB2, TSCA Title VI certified. Panels and doors are finished with perfectly matched REHAU LaserEdge, then beveled for a convincing replication of back-painted or frosted cut glass. At 50% lighter and 10 times more break resistant than real glass, yet as easy to work with as engineered wood, **RAUVISIO crystal** is a gem of a surface you'll mine time-and-again.

RAUVISIO crystal slim


RAUVISIO crystal slim™ allows for a wide range of applications, including kitchen or bath backsplash, shower walls, partition walls or fillers. Use with matching RAUVISIO crystal cabinet doors as a reflective accent.




50% lighter panels allow for flexible design and ease of installation on site.




Bianco polished V2778
natural 1696L



Perla polished V2892
natural 1697L




Nebbia polished 1910L
natural 1911L




Sabbia polished 1687L
natural 1703L



Fumo polished 1686L
natural 1702L



Decorative Mirror polished 1721L



Marmo Nero polished 1971L



Legno Sbiancato polished 1976L



Marmo Bianco polished 1970L

Material options

Panel specifications

Application	Backsplash, wall panel
Thickness	5/32 in (4 mm)
Sheet size	51 x 110 in (1300 x 2800 mm)
RAUVISIO crystal Decorative Mirror sheet size	48 x 96 in (1219.2 x 2438.4 mm)
Face material	Two-layered polished (gloss) or natural (matte), multiple colors

See RAUVISIO crystal for testing information

Sheet specifications

RAUVISIO crystal slim is a 2 mm thick clear acrylic laminate, the bottom 0.4 mm is colored and the top 1.6 mm is clear. The 2.0 mm thick backer laminate is a solid matching color 2 mm thick layer. The total thickness is 4 mm. Because RAUVISIO crystal slim does not have a wood core, it is water resistant and can be used in a wet environment.

Applications

RAUVISIO crystal slim is a great, modern alternative to use instead of glass in the kitchen and bathroom. It can serve as a backsplash, decorative wall panel or a shower wall cladding. Please note that if using RAUVISIO crystal slim as a backsplash behind a gas cooktop, it must be at least 12 in (304.8 mm) from an open flame. If this is not possible, we suggest installing a flame retardant material directly behind the cooktop. Reference the RAUVISIO crystal Technical Guide for more information.

Cleaning and care

Clean with a damp microfiber cloth and mild soap if needed. RAUVISIO crystal slim has a very hard, scratch-resistant finish. Avoid abrasive cleaners, solvent-based cleaners and harsh chemicals. Do not use paper towels, brushes or scouring pads. REHAU is not responsible for any damage done by abrasive cleaning products or procedures.

Protective coat

A protective peel coat is applied to the top of the glass surface. Do not expose peel coat to direct sunlight before removal. Remove promptly after installing RAUVISIO crystal slim. To remove peel coat, use rubber fingertips or our peel coat removal tool.

Wide
range of
uses



RAUVISIO crystal slim Bianco natural

Bring the outside in with
natural surfaces.

RAUVISIO terra



Touch the forest guilt free.

RAUVISIO terra soft, textured HPL surface weaves the softness of the forest floor with the resilience of an ancient tree. Regardless of the season, this deeply textured surface delivers all-round durability with an authentic wood look and feel. Climb that higher branch to nurture your full breath of creativity.



Left: RAUVISIO terra East Elm
 Above top left: RAUVISIO terra Harvest Walnut; Above top right: RAUVISIO terra Northern Oak
 Above bottom left: RAUVISIO terra Loft Oak; Above bottom right: RAUVISIO terra Craft Elm

Immerse yourself in the forest.

RAUVISIO terra was created with the sensitivity and wonder we once carried as children exploring our surroundings in the natural world. Using the sun as our guide, pitch a tent under the stars, meditate at the foot of an ancient tree and commune with the spirits of the forest found buzzing, crawling and flapping all around you.

Midday collection



West Highland White* 0028



Coastal Oak 4543



Mission Maple 2635L



Harvest Walnut 4604

Evenfall collection



Craft Elm 2629L



Vineyard Oak 2640L




Saw-cut Sand* 4533




Riverfront Elm* 4528

Twilight collection



Northern Oak 2637L



Whiskey Oak 4511



Loft Oak 2634L



Dusk Pine* 4513

Daybreak collection



Lakefront Elm 2633L



East Elm 4548



Mountain Oak 2636L

* Color will be phased out in 2023



Finished door & component options

Profile specifications

Appearance	Natural wood
Door style	Slab, siena and shaker
Design style	Modern, transitional
Construction	PVA laminated face and back, REHAU LaserEdge
Shaker stiles and rails	3 in (76.2 mm), custom widths also available
Siena stiles	3 in (76.2 mm)
Face material	Deep embossed HPL, multiple colors
Back material	Deep embossed HPL, matching color
Edgeband	REHAU LaserEdge, matching color
Core	MDF or particle board
Grain direction	Choose vertical or horizontal
Board thickness	3/4 in (19.5 mm)

Cabinet door size parameters

Minimum slab	3 x 5 in (76.2 x 127 mm)
Maximum slab	50 x 119 in (1270 x 3022.6 mm)
Minimum shaker	8-7/8 in W x 11 in H (225.4 mm W x 279.4 mm H)
Maximum shaker	30 in W x 65 in H (762 mm W x 1651 mm H)
Minimum siena	11 in W x 6 in H (152.4 mm W x 279.4 mm H)
Maximum siena	50 in W x 60 in H (1270 mm W x 1524 mm H)


Edgebanding profile

Top edge	1.0 mm radius
Bottom edge	1.0 mm radius
Edgeband finish	Textured, color matched


Accessory products

1/4 in. thick components	Cut-to-size with raw edges
Integrated handle	1-17/64 and 5/64 in (32 and 2 mm)
Floating shelves	22 to 96 in (558.8 to 2438.4 mm) wide

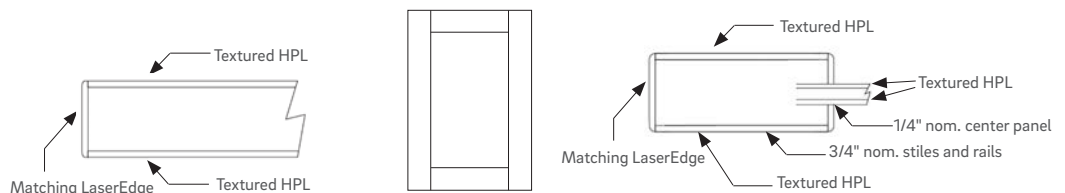
Siena profile



Slab profile



Shaker profile



Material options

Board specifications

Construction	PVA laminated face and back
Face material	Deep embossed HPL, multiple colors
Back material	Deep embossed HPL, multiple colors
Core	MDF or particle board
Size	51 x 120 in x 19.5 mm

Laminate specifications

Construction	Deep embossed HPL, multiple colors
Material	HPL
Size	51 x 120 in x 0.9 mm

Edgebanding options

ABS	15/16 in x 1.0 mm x 600 ft
ABS LaserEdge	15/16 in x 1.2 mm x 600 ft
ABS	43 x 1.0 mm x 100 M

Features & benefits

- Soft touch finish
- Deeply textured wood look and feel
- Impact, chip, fingerprint and scratch resistant
- No painting or staining required
- Resistance to deterioration
- Double-sided finished panel or cabinet door
- Matching floating shelves

Cleaning and care

Clean with a damp microfiber cloth and mild soap if needed. While the matte textured surface is scratch resistant, it should never be dry-wiped. Solvent-based cleaners and harsh chemicals should be avoided. Do not use brushes or scouring pads. REHAU is not responsible for any damage done by abrasive cleaning products or procedures.

Protective coat

There is no protective peel coat on RAUVISIO terra products.

na.rehau.com/terra

Material properties & performance

Visual characteristics			
	Test standard	Requirements	Result
Surface	AMK-MB-009, 09/2012	Uniform surface, no defects visible from 0.7m	Pass
Lightfastness	DIN EN ISO 4892-2 Art B (behind window glass)	Assessment according to blue scale	≥ Level 6
	Assessment according to DIN EN ISO 105 A02	Assessment according to blue scale	≥ Level 4
Surface properties			
Chemical resistance	DIN 68861/T1	High-gloss: 1A Matte: 1B	1B
Resistance to surface wear	EN 438-2.10	Initial point	Initial point: > 200 rev Wear value: > 350 rev
Performance in dry heat	EN 438-2.16	-	≥4
Performance in moist heat	68861/T8/ DIN EN 12721	Stress group min: 8B	≥4
Performance in water vapor	DIN 438-2.14	Level 5: No changes	≥4
Impact resistance large diameter ball	EN 438-2.21	Drop height Indentation diameter	11 kJ/m ²
Linear thermal coefficient of expansion	IOS 11359-2	-40C....+20C +10C....+40C +20C....+80C	Longitudinal: < 0.55% Transverse: < 1.05%
Material properties			
Top laminate raw density	DIN EN 323	-	1.35g/cm ³
Fire behavior	DIN 4102/1	-	Standard: Class B Fire resistant: Class A
Flame spread index	ASTM E84	Class A: 0-25 Class B: 26-75 Class C: 76-250	Standard: 45 Fire resistant: 0
Smoke developed index	ASTM E84	Class A, B, C: 0-450	Standard: 80 Fire resistant: 35
Formaldehyde emissions	EN 622 and TSCA Title VI	Class E1: < 0.09 PPM TSCA: < 0.11 PPM	E1/CARBII/TSCA Title VI
Environmental			
FSC Certification	-	-	FSC Controlled Wood
Phenol	EN ISO 16000-9	Phenol content in resin	Phenol free
Indoor air comfort - Ultra low VOC	RAL-GZ 430	Less than 3 mg/m ³ TVOC after 3 days, less than 0.4 mg/m ³ after 28 days	Pass (0.0mg/m ³)

RAUVISIO terra soft, textured HPL surface brings the wonder of the outdoors in with double-sided, seamless boards that stand the test of time. The engineered surface provides superior impact- and chip-resistance compared to TFL and melamine and is even more durable than real wood.

RAUVISIO terra is offered as laminates, boards and edgeband or fabricated panels and cabinet doors with perfectly matched REHAU LaserEdge. Fabricated components are supplied with an MDF or particle board core, laid up with PVA glue for a refined finish. From daybreak to twilight, immerse yourself in the changing colors of the forest.



RAUVISIO terra Vineyard Oak & RAUVISIO brilliant Magnolia



RAUVISIO ingrain



Kitchen & Bath Business Product Awards
Winner 2023

Entice the senses.

RAUVISIO ingrain wood fiber laminate combines natural wood fibers with synchronized etching for a luxurious veneer aesthetic. Its distinctive combination of fibers and dimensional gloss channels light and contrast in such high definition that it demands a second, even third glance. Step into the grain with one of our immersive patterns to deliver an atmosphere of eco-conscience luxury to your next designed space.



Left: RAUVISIO ingrain Nomad Oak
Above: RAUVISIO ingrain Steel Oak

Seek out pattern.

We have been mesmerized by patterns, colors and textures since our most primitive days. Our mind is hardwired to seek patterns so that we can make sense of the world by creating categories for things: Harmful or helpful? Dangerous or safe? Appealing or unappealing? Once we have categorized something and found it to be more than agreeable, we want to make it ours and share it with others.

While many have tried to replicate wood, **RAUVISIO ingrain** delivers, exceptionally. Harness the power of this precise etching technology and its capacity to span a wide range of applications to create captivating natural spaces. From door to wall to ceiling, **RAUVISIO ingrain** captures the light, contrast and grain pattern in such high definition that it demands a second, even third glance. Take your peacocking to the next level: Pick one of our 15 hyper-realistic colors in this exclusive finish.

Timeless collection



Heirloom Oak

1318




Windswept Pine

1824



Steel Oak

1349



Acacia Oak

1343



Roasted Oak

1345

Horizon collection



Seaside Pine

1823



Milestone Maple

1502



Nomad Oak

1338



Honeycomb Oak

1348



Sunlit Pine

1827

Atmosphere collection




Cognac Pine

1826




Whispering Walnut

1125



Dawning Ash

1509



Bourbon Teak

1831



Charred Ebony

1960



Finished door & component options

Profile specifications

Appearance	Wood veneer
Door style	Slab and shaker
Design style	Modern, contemporary
Construction	PUR laminated face and back, REHAU LaserEdge
Face material	Wood fiber laminate, multiple colors
Back material	Wood fiber laminate, matching color
Edgeband	Duo-gloss REHAU LaserEdge, matching color
Core	Particle board
Grain direction	Choose vertical or horizontal
Board thickness	3/4 in (19.5 mm)

Cabinet door size parameters

Minimum slab	3 x 5 in (76.2 x 127 mm)
Maximum slab	48 x 119 in (1220 x 3022.6 mm)
Minimum shaker	8-7/8 in W x 11 in H (225.4 mm W x 279.4 mm H)
Maximum shaker	30 in W x 65 in H (762 mm W x 1651 mm H)

Edgebanding profile

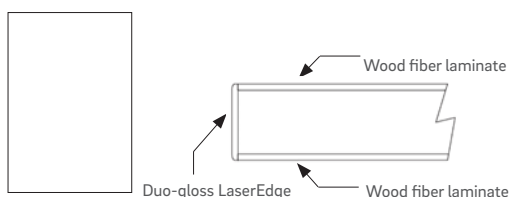
Top edge	1.0 mm radius
Bottom edge	1.0 mm radius
Edgeband finish	Duo-gloss, color matched

Accessory products

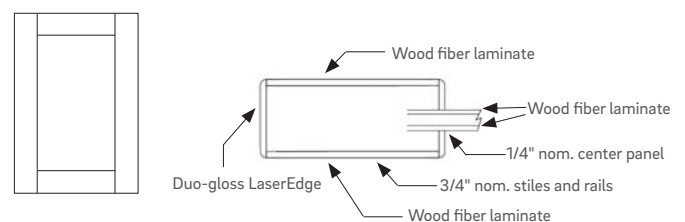
PSA laminate	24 x 96 in (609.6 x 2438.4 mm)
1/4 in. thick components	Cut-to-size with raw edges
Integrated handle	1-17/64 and 5/64 in (32 and 2 mm)

RAUVISIO ingrain is designed for vertical applications, however it can be used in light-duty horizontal applications. It cannot be used for worktops, countertops, in bathrooms or other humid areas.

Slab profile



Shaker profile



Material options

Board specifications

Construction	PUR laminated face and back
Face material	Wood fiber laminate, multiple colors
Back material	Wood fiber laminate, multiple colors
Core	Particle board
Size	49 x 121 in x 19.5 mm

Laminate specifications

Construction	Continuous Pressure Laminate (CPL)
Material	Wood fiber laminate
Size	49 x 120 in x 0.5 mm

Edgebanding options

ABS	15/16 in x 1.0 mm x 600 ft
ABS LaserEdge	15/16 in x 1.2 mm x 600 ft
ABS	43 x 1.0 mm x 100 M

Features & benefits

- High-definition print
- 3x thicker than melamine
- High-performing, sustainable surface
- Made of natural cellulose fibers
- Free of melamine resins, formaldehyde, phenol and solvents
- Double-sided finished panel or cabinet door

Cleaning and care

Clean with a cotton dish towel and mild soap if needed. Avoid abrasive cleaners, solvent-based cleaners and harsh chemicals. Do not use brushes or scouring pads. REHAU is not responsible for any damage done by abrasive cleaning products or procedures.

Protective coat

There is no protective peel coat on RAUVISIO ingrain products.

na.rehau.com/ingrain

Material properties & performance

Visual characteristics

	Test standard	Requirements	Result
Lightfastness	DIN EN ISO 4892-2 Art B (behind window glass)	Assessment according to blue scale	≥ Level 6
	Assessment according to DIN EN ISO 105 A02	Assessment according to blue scale	≥ Level 4

Surface properties

Scratch-resistance	DIN 68861/T4	-	D/C result, per UNI EN 15186:2012, method B
Micro-scratch resistance	IHD-W-466 (Art. A)	-	Abrasion Resistance: D/C result, per UNI EN 15185:2011
Performance in dry heat	68861/T7/ DIN EN 12722 DIN CEN TS 16209	Stress group min: 7D Class C	C/A result, per EN 12722:2013
Performance in moist heat	68861/T8/ DIN EN 12721	Stress group min: 8B	C/B result, per EN 12721:2013

Material properties

Fire behavior	DIN 4102/1	-	B2 (normal combustibility)
Formaldehyde emissions	EN 622 and TSCA Title VI	Class E1: < 0.09 PPM TSCA: < 0.11 PPM	E1/CARBII/TSCA Title VI

Environmental

FSC Certification	-	-	FSC Controlled Wood is available ICILA-COW-002600
Phenol	EN ISO 16000-9	Phenol content in resin	Phenol free
Indoor air comfort - Ultra low VOC	RAL-GZ 430	Less than 3 mg/m ³ TVOC after 3 days, less than 0.4 mg/m ³ after 28 days	Class A+
	UNI EN ISO 16000-9:2006 + ISO 16000-6:2011	Less than 5 µg/m ³ Total Volatile Organic Compounds	Class A+

RAUVISIO ingrain wood fiber laminate is cellulose fibers derived from wood pulp bonded using vegetable-based adhesives, resulting in a high-performing, sustainable surface. Free of melamine resins, formaldehyde, phenol and solvents, the laminate is offered as pressure sensitive adhesive (PSA) laminates, boards and edgeband or fabricated panels and cabinet doors. The PSA laminate is extremely flexible, making it ideal for vertical design elements, including curved walls and soft 3D applications, and suitable for cabinet refacing.

Crafted in Italy, the wood-fiber paper is applied stateside to a particle board core using PUR glue and finished with REHAU LaserEdge duo-gloss technology. By combining color, gloss and embossing patterns, this next-generation edge seamlessly continues the heightened sensory experience of the wood-fiber surface. Lose yourself in the definition of **RAUVISIO ingrain**.



RAUVISIO ingrain Acacia Oak

Achieve a crisp, modern
look with **metallic.**



RAUVISIO ferro

Cast in refinement.

Light a spark of sophistication in your space with **RAUVISIO ferro** metallic PET surface. From all directions, eyes catch the warm or cool tones of this metal-inspired material. Glide your fingertips along its double-sided contours without leaving a trace.



Left: RAUVISIO ferro Gilded Arrow

Above left: RAUVISIO ferro Empire Skyline

Above right: RAUVISIO ferro Aegean Anchor; Above bottom right: RAUVISIO ferro Aegean Anchor

Everlasting colors.

From the rings around our fingers to the ways we get to our favorite places, metals have shaped our lifestyles. As our knowledge of smelting grew, we were able to create stronger, more durable metals. The humble origins of metals and the emergence of master metalsmiths have allowed for us to continue to enjoy all the ways metals bring refinement, elegance and value into our lives. When we wed, those pieces of metal exchanged, forged in smoldering flame, represent something everlasting and eternal. From antiquity to modernity, metals have shaped our way of living at every turn. By building on this rich history of metals, **RAUVISIO ferro** adds elegant timeless touches to interiors.

Select from colors that represent the immortal. **RAUVISIO ferro** colors each denote a period in time that is fused intrinsically with our advancement as a modern society. Weigh in on the smooth and stately colors that transport you from carriage to car in the blink of an eye.



Metro Motion

2264L




Empire Skyline

2266L



Aegean Anchor

2263L



Gilded Arrow

2265L



Finished door & component options

Profile specifications

Appearance	Metal
Door style	Slab
Design style	Modern, contemporary
Construction	PUR laminated PET face and back, REHAU LaserEdge
Face material	UV-cured PET, multiple colors
Back material	UV-cured PET, matching color
Edgeband	REHAU LaserEdge, matching color
Core	Super-refined MDF
Board thickness	23/32 in (18.6 mm)

Cabinet door size parameters

Minimum	3 x 5 in (76.2 x 127 mm)
Maximum	50 x 109 in (1193.8 x 2768.6 mm)

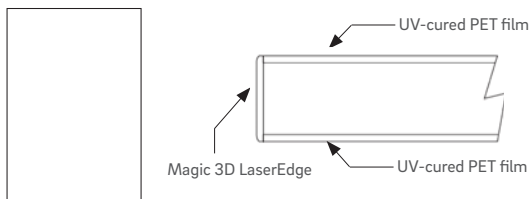
Edgebanding profile

Top edge	1.0 mm radius
Bottom edge	1.0 mm radius
Edgeband finish	Magic 3-D LaserEdge, color matched

Accessory products

Integrated handle	1-17/64 and 5/64 in (32 and 2 mm)
-------------------	-----------------------------------

Slab profile



Material options

Board specifications

Construction	PUR laminated PET face and back
Face material	UV-cured PET, multiple colors
Back material	UV-cured PET, multiple colors
Core	Super-refined MDF
Size	51 x 110 in x 18.6 mm

Edgebanding options

PMMA	23 x 1.0 mm x 100 M
PMMA LaserEdge	23 x 1.2 mm x 100 M

Features & benefits

- Soft touch finish
- Fingerprint, impact and scratch resistant
- Mold resistant
- Stain resistant
- Solid PET with no delamination
- Double-sided finished panel or cabinet door

Cleaning and care

Clean with a damp microfiber cloth and mild soap if needed. Avoid abrasive cleaners, solvent-based cleaners and harsh chemicals. Do not use paper towels, brushes or scouring pads. REHAU is not responsible for any damage done by abrasive cleaning products or procedures.

Protective coat

A protective peel coat is applied to the top and bottom surfaces. Do not expose peel coat to direct sunlight before removal. Remove promptly after installing cabinet but prior to mounting decorative hardware. To remove peel coat, use rubber fingertips or our peel coat removal tool.

na.rehau.com/ferro

Material properties & performance

Visual characteristics			
	Test standard	Requirements	Result
Color	AMK-MB-009, 09/2011	No significant changes	Pass
Surface	AMK-MB-009, 09/2012	Uniform surface, no defects visible from 0.7m	Pass
Lightfastness	DIN EN ISO 4892-2 Art B (behind window glass)	Assessment according to blue scale	≥ Level 6
	Assessment according to DIN EN ISO 105 A02	Assessment according to blue scale	≥ Level 4
Surface properties			
Chemical resistance	EN 12720	-	5
Scratch-resistance	DIN 68861/T4	-	4F
Micro-scratch resistance	IHD-W-466 (Art. A)	High-gloss: Class 1	DIN CEN TS 1611 process A: 8% change in gloss level. Process B: Class 4
Resistance to surface wear	EN 438-2.10	Initial point	Class 4
Performance in dry heat	68861/T7/ DIN EN 12722 DIN CEN TS 16209	Stress group min: 7D Class C	7B 140C
Performance in moist heat	68861/T8/ DIN EN 12721	Stress group min: 8B	8A 100C
Material properties			
Fire behavior	DIN 4102/1	-	B2 (normal combustibility)
Flame spread index	ASTM E84	Class C: 76-250	185
Smoke developed index	ASTM E84	Class A, B, C: 0-450	170
Formaldehyde emissions	EN 622 and TSCA Title VI	Class E1: < 0.09 PPM TSCA: < 0.11 PPM	E1/CARBII/TSCA Title VI
Environmental			
Indoor air comfort - Ultra low VOC	RAL-GZ 430	Less than 3 mg/m ³ TVOC after 3 days, less than 0.4 mg/m ³ after 28 days	Pass (0.0mg/m ³)
REACH	(EG) 1907/2006 (REACH) Article 33	Contains less than 0.1% of any "substances of very high concern"	Pass
RoHS	2011/65/EU (RoHS), appendix II (including amendment 2015/863/EU 31MAR2015)	Contains no restricted substances	Pass

Celebrating the elemental power of forged metal, **RAUVISIO ferro** metallic PET surface is highly touchable and elegant. Comprising inseparable layers of metallic color, secured between transparent layers, finished with a lacquered metallic print, this surface offers rich color and depth perspective for an enduring like-new appearance. More resilient than metal foil laminates, which can easily pierce or dent, the solid PET composition is suitable for high-moisture environments and exceptionally resistant to fingerprints, scratches, stains and mold.

Offered as boards and edgeband or fabricated panels and cabinet doors, **RAUVISIO ferro** is laminated to an MDF core that is CARB2, TSCA Title VI certified, then finished with perfectly matched REHAU LaserEdge for a luxurious, monolithic effect. From cool to warm, endless design possibilities await when you accent with **RAUVISIO ferro**.



RAUVISIO ferro Empire Skyline





Program options



Door options

Slab doors



Our slab doors are constructed of $\frac{3}{4}$ " thick RAUVISIO panels (varies by surface line) with REHAU LaserEdge on all four sides.

Options also include:

- slab doors
- drawer fronts
- base, tall and wall cabinet end panels
- toe kicks, filler panels and light rails (minimum 3" wide, maximum 96" long)

Edgebanded options

You can have all four sides of your component finished with edgeband, or only the sides of your choice.

Offered in all RAUVISIO lines

Siena doors



Our siena doors are constructed of three $\frac{3}{4}$ " thick RAUVISIO panels assembled with REHAU LaserEdge on all four sides. For RAUVISIO terra, the two sides (stiles) will be vertical grain and the center piece will be horizontal grain.

Offered in RAUVISIO noir and RAUVISIO terra

Shaker doors



Our shaker doors are constructed of five separate RAUVISIO panels assembled with REHAU LaserEdge on all four sides. The 3" wide frame (stiles and rails) consists of $\frac{3}{4}$ " thick material and the center panel consists of $\frac{5}{16}$ " thick material. Maximum warranted size is 30 in W x 65 in H (762 mm W x 1651 mm H), any height over 48 in (1219.2 mm) requires a center rail.

Offered in RAUVISIO brilliant, RAUVISIO noir, RAUVISIO shade, RAUVISIO terra and RAUVISIO ingrain

Custom option

The custom option allows you to choose the following:

- custom widths for each stile and rail
- multiple panels high or wide
- custom widths for horizontal middle rail or vertical middle stiles (when choosing multiple panels)

Offered in RAUVISIO brilliant, RAUVISIO noir, RAUVISIO shade, RAUVISIO terra and RAUVISIO ingrain

Glass insert option - Available Spring 2023

Add a pre-installed $\frac{1}{4}$ " thick tempered glass center in clear or frosted glass to the finished door.

Offered in RAUVISIO brilliant, RAUVISIO noir, RAUVISIO shade, RAUVISIO crystal, RAUVISIO terra and RAUVISIO ingrain



Integrated handles

REHAU integrated handles personally suit each door or drawer front. With accentuated modern lines and unique streamlined styles, our handles are the perfect final touch to creative cabinet designs.

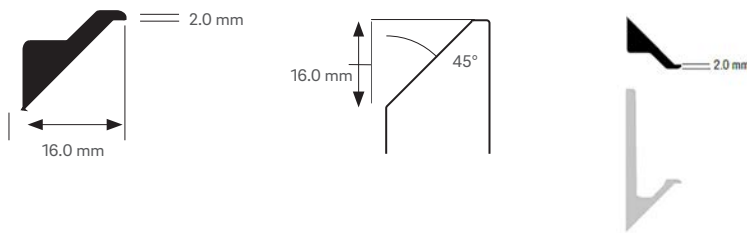


NEW! Matte White **NEW!** Matte Gold Matte Silver Matte Champagne Matte Anthracite Matte Black

New colors available Spring 2023

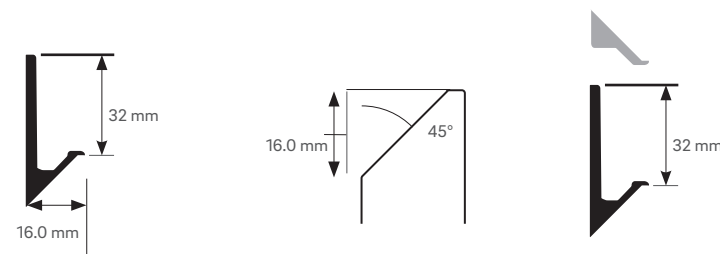
Hidden recessed 2 mm

The 2 mm REHAU integrated handle is almost invisible and combines exceptionally well with a flat profile, and also designed for upper cabinets doors.



J Channel 32 mm

The 32 mm REHAU integrated handle features a visible channel.



RAUVISIO noir Olive Detour with Matte Champagne integrated handles
Left: J Channel 32 mm; Right: Hidden recessed 2 mm

Handle specifications

Appearance	Recessed profile (2 mm) or J channel (32 mm)
Material	Anodized aluminum, multiple colors
End caps	Color matched

Size parameters

Minimum length	6 in (152.4 mm)
Maximum length	59 in (1498.6 mm)

Left: RAUVISIO terra Mission Maple with Matte Silver integrated handles and RAUVISIO brilliant Meringa



Floating shelves

REHAU floating shelves are an elegant way to expand storage for everything from dishes and small appliances to decorative objects, while complementing the clean, no-hardware design of modern cabinets.

Floating shelf kit

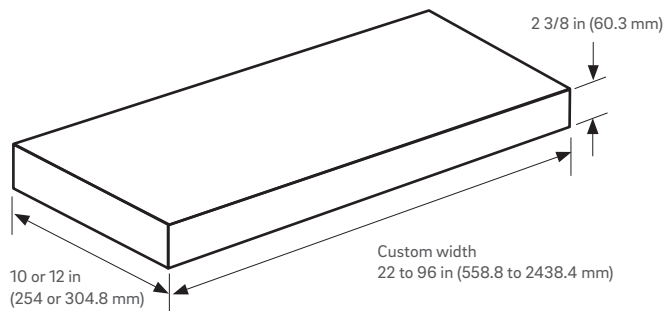
REHAU provides a complete floating shelf kit that includes all brackets and hardware needed to install on a typical residential interior wall (2 x 4 in. wall studs 16 in. O.C. behind drywall).

Each floating shelf kit includes:

- Floating shelf
- Brackets
- Mounting/location block
- Foam block insert
- Hardware
- T25 bit for rugged structural screws
- Installation instructions

Required for installation (not included):

- Cordless drill/driver
- Level
- Pencil
- Wall stud finder



Applications

REHAU floating shelves are designed to use in any room for a sleek minimalistic storage option. They must be installed on a typical residential interior wall with studs.

Cleaning and care


Clean with a damp microfiber cloth and mild soap if needed. Avoid abrasive cleaners, solvent-based cleaners and harsh chemicals. Do not use paper towels, brushes or scouring pads. REHAU is not responsible for any damage done by abrasive cleaning products or procedures.

Protective coat

Depending on the surface, a protective peel coat may be applied to the top and bottom of the floating shelf. Do not expose peel coat to direct sunlight before removal. Remove promptly after installing the floating shelf. To remove peel coat, use rubber fingertips or our peel coat removal tool.

Specifications

Depth	10 or 12 in (254 or 304.8 mm)
Thickness	2 3/8 in (60.3 mm)
Width	22 to 96 in (558.8 to 2438.4 mm)
Material	RAUVISIO brilliant, RAUVISIO noir, RAUVISIO terra
Core	MDF or particle board

The image displays a variety of edging material samples, including wood-grain finishes in dark and light tones, marble patterns, and solid colors like black, beige, and light blue. The samples are arranged in a stack, showing different profiles and finishes.

Edging Solutions

We pay attention to details just like you.

Put a signature touch on your projects with thousands of edgeband colors and sizes in multiple formulations.

Our dedicated color lab team creates the perfect match you're looking for with a quick turnaround time. With 50+ years of combined plant experience, we pay attention to every detail in our step-by-step color match process to guarantee our matches have a color difference less than 1 Delta E, day in and day out.

We stock matches for the latest collections of leading HPL and melamine manufacturers in thick and thin industry standard sizes in 10,000+ SKUs.

Our pioneered REHAU FlexEdge® is a durable and impact resistant semi-rigid edgeband that handles a radius as small as 12 mm without extra pressure or excess adhesive. The flexible 3 mm material trims easily and is ideal for use with contour edgebanders.

na.rehau.com/edging

Zero-joint edgeband with REHAU LaserEdge

Elevate your design with zero-seams and zero glue.

REHAU LaserEdge™ is an edgeband with a pre-applied, co-extruded polymer functional layer that replaces traditional glue used to apply edgeband, allowing for a superior and seamless joint between the edgeband and board.

- Can be used with all zero-joint edgebanding machines including hot-air, laser, plasma and NIR
- No glue joint to collect dirt, chip away or yellow over time
- Achieve a monolithic panel look at a much lower price
- Creates an extremely heat and moisture resistant bond equal to or greater than PUR (no delamination)
- Higher quality edging allows you to promote a higher-end finished product at a premium


na.rehau.com/zero-joint

REHAU Marketplace

Search, sample and order edgeband on the REHAU Marketplace

- Find the perfect edge match for your project
- Order up to 10 free edge samples from our extensive collection
- Order coil sizes as little as 100 ft

www.rehau-marketplace.com







 **REHAU**

Online door portal

Get quotes and order custom cabinet doors online through REHAU's online order portal.

Once you sign up, our customer service team will complete your profile and apply your personal discount.

If you place an order before this has been done, your order will be placed on hold until your profile is completed. You may be required to purchase through a distributor. In this case, you can place the order online, and your distributor will contact you to complete your purchase.

To create a new account, simply go to na.rehau.com/cabinetdoors

Ordering information

Order details

- Orders placed in inches
- Order exact size down to nearest 1/16 in (1.5 mm)
- Order will be in width x height measurements
- All pricing is per square foot, FOB our fabrication center
- Shipping charges are added at time of order (when using order portal)

Grain direction

Grain matching is available for RAUVISIO terra and RAUVISIO ingrain. Components with vertical grain direction can be cabinet matched, while components with horizontal grain direction can be grain-flow matched.

Lead times

Lead times may vary per product. Typical orders ship within 7 business days but may take up to 15 business days to depart. Please note that larger, more complicated orders may take longer than 20 business days. The order portal will inform you of an accurate lead time for your order once it is confirmed. The day after you receive your acknowledgment is business day one provided a PO has been sent. Please contact Customer Service at (888) 734-2810 or check online for the most up-to-date lead times.

Order confirmation

All orders are confirmed within 24 hours via email. Contact Customer Service at (888) 734-2810 if you do not receive an order confirmation.

All orders enter production the day following the order confirmation to allow for changes. Orders will be placed on hold until PO is received. Any order discrepancy must be reported to Customer Service within 24 hours of order receipt. REHAU is not liable for unreported order errors or discrepancies.

Order changes and cancellations

Changes or cancellations must be received in writing within 24 hours. Any changes made after the 24-hour cutoff may result in a 50-100% change fee unless the order is not yet in production.

Note: If you are purchasing REHAU cabinet doors through a distributor, please contact your distributor regarding any changes to your order.

Shipping and delivery

Orders will ship LTL or FedEx based on the component size and order size. Customers have a choice between REHAU carrier and customer carrier. If REHAU carrier is chosen, the shipping costs will be added based upon size and weight at the time of order. If customer carrier is chosen, there will not be any shipping charges applied, however there will be a packaging fee (\$25-\$150) applied after the order is placed. Shipping is only calculated for cut-to-size pieces.

Note: If you do not have a loading dock or you are delivering to a residence, please select "Freight with lift gate" when placing the order. (We will still ship FedEx if able).

Receiving your order

We strive to ship your orders accurately, completely and on time. Please inspect the contents of your shipment before signing your delivery receipt. If you are unable to inspect the contents upon receipt, and there is no visible damage to the packaging or skid, please note "Subject to Inspection for Internal Damage" on the bill of lading.

Damage, defects or missing product

Any damage or missing items due to damaged packaging must be documented on the bill of lading at the time of delivery, otherwise REHAU will not be held responsible. Photograph any exterior packaging damage before inspecting contents.

All damage and defects, concealed or not, and missing product must be reported within 48 hours of receipt to Customer Service at (888) 734-2810. When calling, please have the following information available: Order or Article No., Tracking or BOL No. and Date Received.

Remake orders

When damages, defects or errors are found with your order, within 48 hours of delivery, contact Customer Service at (888) 734-2810 or request a remake through the order portal.

To request a remake, click on your original order and select the button labeled "Request A Remake." Next, choose the components to remake and explain the reasoning why. Then, click "Save Changes." Your request will then be reviewed, and if accepted fabrication will be expedited.

Note: If you are purchasing REHAU cabinet doors through a distributor, please contact your distributor with the sizes and quantities to be remade.

Service and care

Warranty

Components manufactured by REHAU are warranted against defects occurring in the material or manufacturing process under normal use for 10 years from the date of original purchase. Complete warranty information can be found on our website at na.rehau.com/warranties

Warranty covers repair or replacement of product only. REHAU's liability will not exceed the invoiced amount of the covered product. Products manufactured outside our normal specifications are not covered by our warranty.

Our manufacturing tolerance is +/- 1/32 in. or 1 mm. Warp specification is 1.2 mm per linear foot. We recommend storing all components in a temperature controlled environment upon delivery.

Shaker doors are warrantied for warpage for doors and panels up to 30" wide x 65" high.

Handles are warrantied for warpage up to 60".

Heat and moisture resistance

Our products are engineered to meet strict European AMK kitchen tests for heat, humidity and water vapor intrusion. We've tested to 158°F (70°C), which exceeds KCMA standards requiring 24 hours at 120°F (49°C), and 70% humidity without showing discoloration, blistering or other material failure.

We are not responsible for material damage due to excessive heat and moisture beyond these specifications.

Cleaning and care

Remove protective film immediately following installation. We recommend using rubber fingertips or our peel coat removal tool. We do not recommend using a razor blade or any sharp objects to remove the peel coat.

Once protective film has been removed, components can be cleaned with mild soap and water and a damp cotton cloth. Do not use brushes, scouring pads or any abrasive materials on surfaces. Avoid any solvent-based cleaners or harsh chemicals.

Designer resources

RAUVISIO House reference projects

Find inspiration in the latest design projects featuring RAUVISIO House surface lines. From bold and dramatic, to bright and airy, each space tells a unique, individual story.

na.rehau.com/reference-projects

The American Institute of Architects



For more information visit aia.org

View all REHAU AIA Continuing Education Seminars at rehau.com/us-en/aia-continuing-education

International Design Continuing Education Council



For more information visit idec.org

Material Bank



Everything overnight in a single box, seriously.

Material Bank, the world's largest material marketplace for the architecture and design industry, is the fastest and most powerful way to search and sample materials.

Discover new brands and products, and turn hours of work into minutes.

materialbank.com





REHAU Planet first

As a family-owned business, we think long-term. Therefore, sustainability for us is not only the driver for the ecological change in economy and society but our commitment to future generations. At REHAU we focus on waste avoidance, recycling management, the conscious use of green electricity and the continuous expansion of recyclable materials in production and much more. We have recently reduced the ecological footprint of our products by an average of 35 percent. In combination with our partners, we have implemented recycling management in many products such as windows, tubing and furniture profiles – and this does not end with downcycling, but with the high-quality recovery of materials for long-lasting "second-life products."


We believe it is our duty to meet the needs of the present without compromising the prospects of future generations. This means taking good care of society and the environment as well as acting responsibly in all that we do. Sometimes this means making tough decisions that put planet before profit and people before products.

Sustainability is a driving force within the REHAU Group strategy. From our circular economy model to our approach for environmental and occupational safety, we expect REHAU employees and partners will help us build a sustainable business that future generations will be proud to inherit.

Acting sustainably is more than just a trendy thing to talk about. It's the fundamental belief of our company and the way we ensure that our actions today will serve our planet well for many years to come.

rehaugroup.com/en/planet-first

Sustainability in action at REHAU



43%

of CO2 saved (in 2021 in comparison to 2018)




15%

recycling rate in total tonnage (2021)



>100.00t

saved by recycling old windows in window production (2021)



>90.000t

Recycling rate for return materials in production (2021)



65%

of packaging made from sustainable materials (2021)



20%

of electricity saved (kWh/kg) (in 2020 in comparison to 2009)

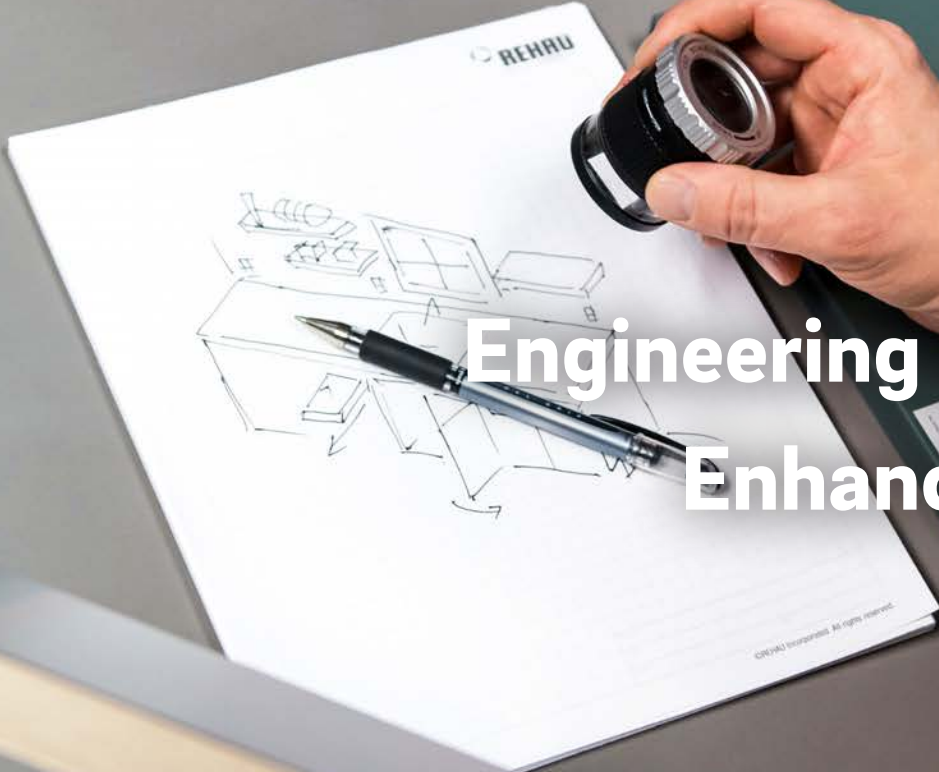
Cleaning overview

Surface	General cleaning	Dish soap diluted with water	Strong solvents	Other acceptable cleansers
RAUVISIO brilliant	Only use microfiber cloths, no harsh chemicals or abrasives	Okay for use	Do not use	None
RAUVISIO noir	Most cleansers, disinfectants and solvents are okay for use	Okay for use	Okay for use	Simple Green, ethanol, isopropyl alcohol
RAUVISIO shade	No harsh chemicals, abrasives or high acid content cleansers	Okay for use	Do not use	Window cleaner diluted with water
RAUVISIO crystal	Only use microfiber cloths, no harsh chemicals, strong solvents or corrosive abrasive cleanser	Okay for use	Do not use	Simple Green, ethanol, isopropyl alcohol
RAUVISIO terra	Most cleansers, disinfectants and solvents are okay for use	Okay for use	Okay for use	None
RAUVISIO ingrain	No harsh chemicals, abrasives or high acid content cleansers	Okay for use	Do not use	None
RAUVISIO ferro	No harsh chemicals, abrasives or high acid content cleansers	Okay for use	Do not use	Window cleaner diluted with water

Surface options overview

Surface	Board size	Slab doors	Shaker doors	Siena doors	1/4" panel cut-to-size	3/4" panel cut-to-size	Laminate sheets	Floating shelves	Integrated handles	Full 3/4" panel	Full 1/4" panel
RAUVISIO brilliant	1300 x 2800 x 19.3 mm 51 x 110 x 3/4 in	•	•		•	•	•	•	•	•	
RAUVISIO noir	1300 x 3050 x 19.5 mm 51 x 120 x 3/4 in	•	•	•	•	•	•	•	•	•	•
RAUVISIO noir compact	1300 x 3050 x 12 mm 51 x 120 x 15/32 in										12 mm
RAUVISIO shade	1220 x 2800 x 19.3 mm 48 x 110 x 3/4 in	•	•		•	•				•	
RAUVISIO crystal	1300 x 2800 x 19 mm 51 x 110 x 3/4 in	•	frame only			•	•	•	•	•	
RAUVISIO crystal Mirror	1220 x 2400 x 19 mm 48 x 96 x 3/4 in	•				•		•	•	•	
RAUVISIO crystal slim	1300 x 2800 x 4 mm 51 x 110 x 5/32 in										4 mm
RAUVISIO terra	1300 x 3050 x 19.5 mm 51 x 120 x 3/4 in	•	•	•	•	•	•	•	•	•	•
RAUVISIO ingrain	1245 x 3073 x 19.5 mm 49 x 121 x 3/4 in	•	•		•	•	•	•	•	•	•
RAUVISIO ferro	1300 x 2800 x 18.6 mm 51 x 110 x 3/4 in	•				•		•	•	•	

*Tolerance for all panels is ± 0.4 mm



**Engineering progress
Enhancing lives**





na.rehau.com/surfaces

Scan for sample requests and recent updates

Customer Service Contacts

Hours Monday to Friday, 8 am to 6:30 pm EST

Email orders.us@rehau.com

United States

Phone (888) 734-2810 Fax (616) 285-7622

Canada

Phone (888) 905-0345 Fax (514) 905-0490

For updates to publication, visit na.rehau.com/resourcecenter

The information contained herein is believed to be reliable, but no representations, guarantees or warranties of any kind are made as to its accuracy, suitability for particular applications or the results to be obtained therefrom. Before using, the user will determine suitability of the information for user's intended use and shall assume all risk and liability in connection therewith.

© 2023 REHAU Printed in Canada 100.760 en 10.2023