



Engineering progress
Enhancing lives

Environmental product declaration

Crosslinked Polyethylene (Pex) Pipe System



RAUTITAN heating and plumbing system

RAUTITAN Plumbing System for drinking water installation

Drinking water should come from the tap clean and fresh. RAUTITAN offers an extensive product range of polymer material pipes and fittings for this, as well as metal fittings high quality.

The system can also be used for heating applications

RAUTITAN brings comforting warmth to every room – with robust components, which are also impressive with their attractive appearance at all visible points. RAUTITAN has solutions for every type of installation – whether the radiator connection is through the wall, the floor or the skirting board.

Following EPD (environmental product declaration) applies for the pipes RAUTITAN flex made of PE-X and used in drinking water installations.

For RAUTITAN stabil in drinking water installation please consult the document DHIO0349.

REHAU Industries SE & Co. KG · Postbox 30 29 · 91018 Erlangen · GERMANY

To whom it may concern

Name	Dr. Horst Stimmelmayer
Phone	+49 9131 92-5219
Fax	+49 9131 771430
E-Mail	horst.stimmelmayer@rehau.com
Our reference	
Date	March 16, 2023

Environmental Product Declaration Crosslinked Polyethylene (PE-X) Pipe System for Hot and Cold Water in the Building - TEPPFA

To whom it may concern,

the EPD certificate for the "Crosslinked Polyethylene (PE-X) Pipe System for Hot and Cold Water in the Building" that has been created at TEPPFA and covers our RAUTITAN flex pipe system officially expires in March, 2023.


Until we can provide you with the updated REHAU EPD for RAUTITAN flex we confirm that the data of the above mentioned EPD document used for the lifecycle assessment remains unchanged.

We are already working on a new EPD for RAUTITAN and will provide you with the document as soon as we have it available.

Yours faithfully,



i.V. Dr. Horst Stimmelmayer
Director of International Standardization,
Product Compliance and Sustainability
Member of the Industries Executive Board



ppa. Dr. Roger Schönborn
Head of Division Building Solutions
Executive Director

European Communication Format – B2B

Environmental Product Declaration

CROSSLINKED POLYETHYLENE (PEX)
PIPE SYSTEM FOR HOT AND COLD WATER
IN THE BUILDING



CONTENTS

1	DECLARATION OF GENERAL INFORMATION	3
2	DECLARATION OF THE MATERIAL CONTENT	5
3	DECLARATION OF THE ENVIRONMENTAL PARAMETERS DERIVED FROM LCA	5
	3.1 Life cycle flow diagram	5
	3.2 Parameters describing environmental impacts	8
	3.3 Parameters describing resource input	8
	3.4 Parameters describing different waste categories and further output material flows	9
4	SCENARIOS AND TECHNICAL INFORMATION	9
	4.1 Construction process stage	9
	4.2 Use stage: operation and maintenance	11
	4.3 End-of-life	11
5	ADDITIONAL INFORMATION ON EMISSIONS TO INDOOR AIR, SOIL AND WATER DURING USE STAGE	12
6	OTHER ADDITIONAL INFORMATION	12
7	REFERENCES	15

1. DECLARATION OF GENERAL INFORMATION

Introduction

The European Plastics Pipes and Fittings Association (TEPPFA) deems it important to have an insight into the integral environmental impacts that are encountered during the lifespan of particular pipe system applications.

With this framework in mind, in 2010 TEPPFA has set up an LCA/EPD project with the Flemish Institute for Technological Research (VITO) which resulted in an EPD. The present EPD is the update of the EPD issued in 2011 – foreground data remained the same, with only the datasets being updated to the latest available version (Ecoinvent 3.3 replaced Ecoinvent 2 datasets).

The present EPD outlines the various environmental aspects which accompany the crosslinked polyethylene (PEX) pipe system for hot and cold water in the building, from the primary extraction of raw materials up to and including the end of life (EoL) treatment after its reference service lifetime.

PEX pipe system's use and functional unit

The EPD refers to a typical European crosslinked PEX pipe system for hot and cold water in the building, from the cradle to the grave, including raw material extraction, transportation to converters, converting process, transport to apartment, construction, use and end of life. Environmental indicators are expressed for the complete life cycle, from the cradle to the grave, so for a typical European PEX pipe system.

The functional unit is defined as "the pressure supply and transport of hot and cold drinking water, from the entrance of a well-defined apartment to the tap, by means of a PEX Hot & Cold drinking water pipe system installation supplying a 100 m² apartment, incorporating a bathroom, separate WC, kitchen and washroom (considering the service lifetime of the pipe system to be aligned with the 50 year service lifetime of the apartment), calculated per year".

Product name & graphic display of product

PEX pipe system for hot and cold water in the building

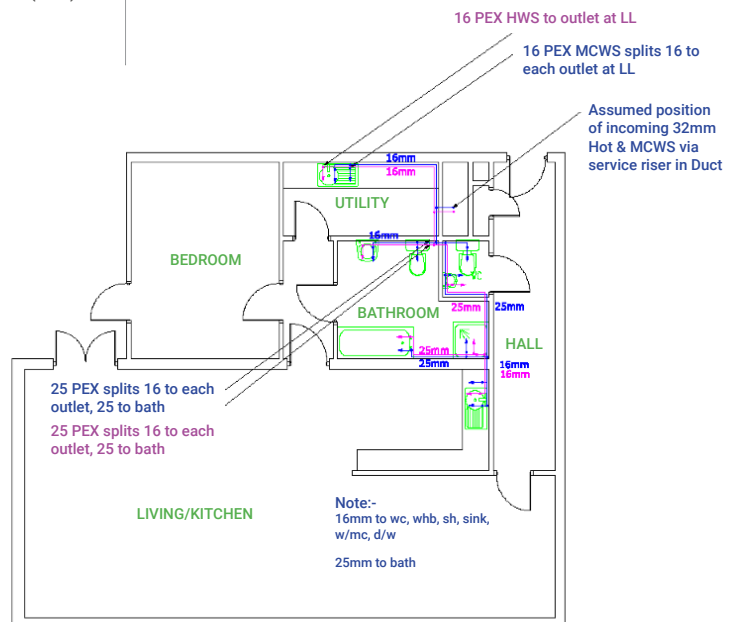
Name and address of manufacturers

TEPPFA, Avenue de Cortenbergh, 71, B-1000 Brussels, Belgium

Tel: +32 2 736 24 06

E-Mail: info@teppfa.eu

Website: www.teppfa.eu



Description of the PEX pipe system's components

The environmental burdens are calculated in relation to the functional unit, which resulted for the typical European PEX pipe system for hot and cold water in the building in the following basic pipe system components: PEX pipes, PPSU and brass fittings.

The typical European PEX pipe system refers to the solid wall, single layer pipe, supplied in coil format. Connections to the several sanitary appliances (e.g. siphons) are not considered. Plastic bodied press fittings in PPSU type material and metal (brass) tie-ins are considered in the life cycle assessment. System components usage by weight is taken as the average of the weights of typical system designs of two major European suppliers. Since systems are normalized, no major weight differences occur. The building system represents 100 m² of a typical residential single family apartment in a 5 storey building with all the facilities clearly positioned, like bath, shower etc.

The EPD is declared as the average environmental performance for the typical European PEX pipe system for hot and cold water in the building, over its reference service life cycle of 50 years (being the estimated reference lifetime of the apartment), in accordance to EN 806, EN 806-2, EN 806-3, EN ISO 15875-1, EN ISO 15875-2 and EN ISO 15875-3.

EPD programme and programme operator

The EPD developed in 2011 was complying with the EN 15804 norm as it was available at that time. In the meanwhile the EN 15804:2012 +A1:2013 norm was updated. The aspects that differ in the two versions of the EN15804 mentioned above, and that have an impact on the EPD for PE piping system are:

- The reporting of the environmental impacts is more detailed in the EN 15804 version from 2012, where the impacts are reported per each life cycle stage (A1, A2... to C4 and module D), while in the version valid in 2011 the reporting was done on stages (Product stage, Construction stage, Use stage and End of life stage)
- The method has been better defined with the elementary flows for each impact category updated in the latest version.
- The environmental parameters describing resource input to be reported has changed.

Considering that TEPPFA is using these EPDs for B2B communication, with knowledge already established in the use of EPDs both for TEPPFA members and its clients, TEPPFA is for the moment interested to keep the existing format of the EPD for countinuity of information reasons.

For the calculation of the environmental impacts the method used will be CML IA baseline v.3.03, the latest version provided in SimaPro. Also the environmental parameters reported are in line with the new EN 15804:2012+A1:2013 norm. This ensures that the reported results are in line with the up to date methodological requirements.

This EPD is not registered in any specific EPD programme.

Date of declaration and validity

February 2018, The EPD has a 5 year validity period (March, 2023).

Comparability

Please note that EPDs of construction products may not be comparable if they do not comply with the CEN TC 350 (EN15804 and EN15942) standards.

Typical European PEX pipe system EPD

The present EPD outlines various environmental aspects which accompany a representative typical European PEX pipe system for hot and cold water in the building, from the primary extraction of raw materials up to and including the end of life (EoL) treatment after its reference service lifetime of 50 years (considering the service lifetime of the pipe system to be aligned with the 50 year service lifetime of the apartment).

Group of manufacturers

The EPD for the PEX hot and cold pipe system is representative for an anticipated European typical PEX hot and cold pipe system. The TEPPFA member companies represent more than 50% of the European market for extruded plastic pipes. For an overview of all members and national associations within TEPPFA we refer to pages 13-15 of this EPD.

Content of the product system

The product system does not contain materials or substances that can adversely affect human health and the environment in all stages of the life cycle.

Retrieve information

Explanatory material may be obtained by contacting TEPPFA (<http://www.teppfa.eu>)

2. DECLARATION OF THE MATERIAL CONTENT

The European crosslinked polyethylene (PEX) Hot and Cold pipe system does not contain any substances as such or in concentration exceeding legal limits, which can adversely affect human health and the environment in any stages of its entire life cycle.

3. DECLARATION OF THE ENVIRONMENTAL PARAMETERS DERIVED FROM LCA

3.1 Life cycle flow diagram

The EPD refers to a typical European PEX Hot and Cold pipe system, from the cradle to the grave, including product stage, transport to construction site and construction process stage, use stage and end of life stage.

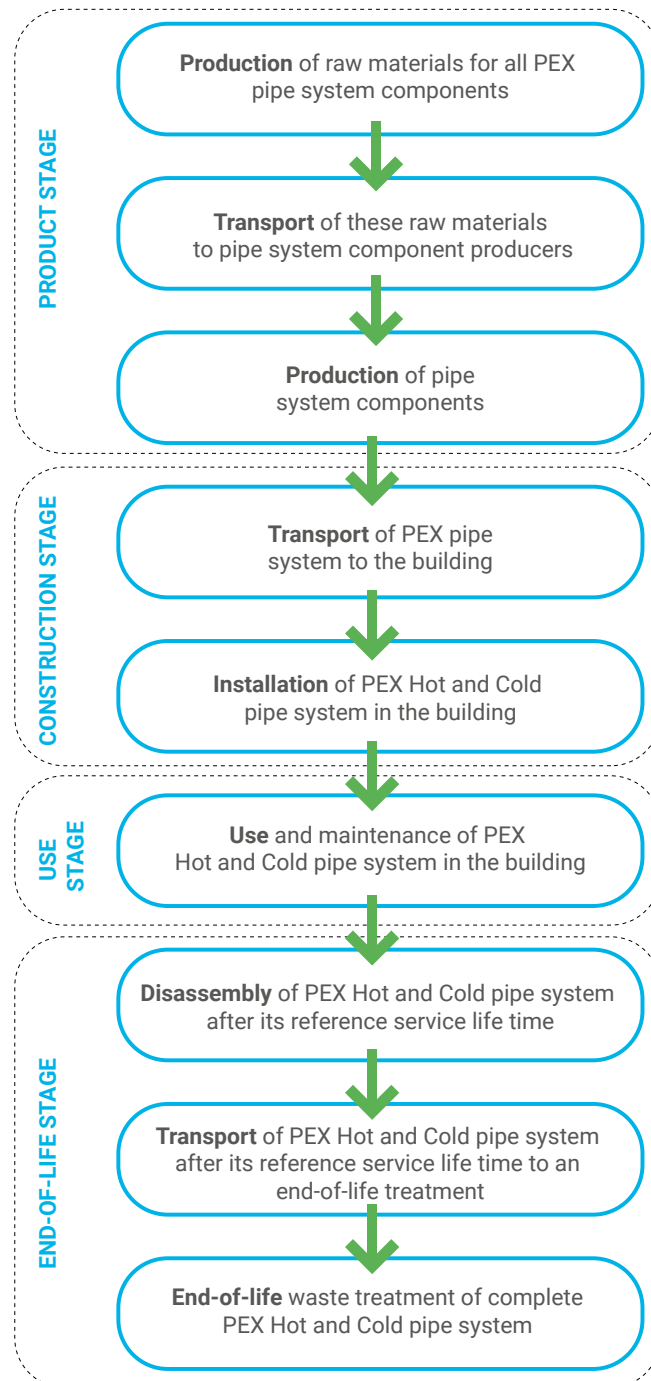
- **Product stage:** raw material extraction and processing, recycling processes for recycled material input, transport to the manufacturer, manufacturing (including all energy provisions, waste management processes during the product stage up to waste for final disposal):
 - Production of raw materials for PEX pipes
 - Transport of PEX raw materials to converter
 - Converting process for PEX Hot and Cold pipes (extrusion), including packing of the pipes
 - Production of PPSU fittings
 - Production of brass fittings

- **Construction process stage:** including all energy provisions, waste management processes during the construction stage up to waste for final disposal
 - Transport of PEX Hot and Cold pipe system to the building
 - Installation of PEX Hot and Cold pipe system to the building

- **Use stage (maintenance and operational use):** including transport and all energy provisions, waste management processes up to waste for final disposal during this use stage
 - Operational use is not relevant for the PEX Hot and Cold pipe system
 - Maintenance is not relevant for the PEX Hot and Cold pipe system

- **End of life stage:** including all energy provisions during the end of life stage
 - Disassembly of PEX Hot and Cold pipe system after 50 years of reference service lifetime at the building
 - Transport of PEX Hot and Cold pipe system after 50 years of reference service lifetime at the building to an end of life treatment
 - End of life treatment of PEX Hot and Cold pipe system

CROSSLINKED POLYETHYLENE (PEX) PIPE SYSTEM FOR HOT AND COLD WATER IN THE BUILDING



3.2 Parameters describing environmental impacts

The following environmental parameters are expressed with the impact category parameters of the life cycle impact assessment (LCIA).

Impact category	Abiotic depletion	Abiotic depletion (fossil fuels)	Acidification	Eutrophication	Global warming	Ozone layer depletion	Photochemical oxidation
	kg Sb eq	MJ	kg SO ₂ eq	kg PO ₄ --- eq	kg CO ₂ eq	kg CFC-11 eq	kg C ₂ H ₄ eq
Product stage	4,36E-05	1,70E+01	3,10E-03	1,10E-03	6,36E-01	6,67E-08	3,09E-04
Construction process stage	3,37E-07	1,68E+00	6,25E-04	8,47E-05	1,55E-01	1,33E-08	5,83E-05
Use stage	0,00E+00	0,00E+00	0,00E+00	0,00E+00	0,00E+00	0,00E+00	0,00E+00
End of life stage	-4,11E-10	-2,03E-01	-7,48E-05	7,19E-07	7,63E-02	-1,49E-09	-1,60E-06
TOTAL	4,39E-05	1,85E+01	3,65E-03	1,18E-03	8,68E-01	7,85E-08	3,65E-04

3.3 Parameters describing resource input

The following environmental parameters apply data based on the life cycle inventory (LCI).

Environmental parameter	Use of renewable primary energy excluding renewable primary energy resources used as raw materials	Use of renewable primary energy resources used as raw materials	Total use of renewable primary energy resources (primary energy and primary energy resources used as raw materials)	Use of non renewable primary energy excluding non renewable primary energy resources used as raw materials	Use of non renewable primary energy resources used as raw materials	Total use of non renewable primary energy resources (primary energy and primary energy resources used as raw materials)	Use of secondary material	Use of renewable secondary fuels	Use of non renewable secondary fuels	Net use of fresh water
	MJ, net calorific value	MJ, net calorific value	MJ, net calorific value	MJ, net calorific value	MJ, net calorific value	MJ, net calorific value	kg	MJ, net calorific value	MJ, net calorific value	m ³
Product stage	na	na	9,55E-01	na	na	1,91E+01	na	na	na	1,30E-02
Construction process stage	na	na	8,79E-02	na	na	2,07E+00	na	na	na	3,77E-03
Use stage	na	na	0,00E+00	na	na	0,00E+00	na	na	na	0,00E+00
End of life stage	na	na	-8,76E-02	na	na	-5,58E-01	na	na	na	-3,78E-04
TOTAL	na	na	9,56E-01	na	na	2,06E+01	na	na	na	1,64E-02

3.4 Parameters describing different waste categories and further output material flows

The parameters describing waste categories and other material flows are output flows derived from the life cycle inventory (LCI):

Parameters describing different waste categories

Environmental parameter	Hazardous waste	Non-hazardous waste	Nuclear waste
	kg	kg	kg
Product stage	1,20E-02	1,85E-01	2,93E-05
Construction stage	8,75E-06	4,82E-02	7,45E-06
Use stage	0,00E+00	1,00E+00	2,00E+00
End of life stage	-5,62E-07	1,61E-01	-2,99E-06
TOTAL	1,20E-02	1,39E+00	2,00E+00

Parameters describing further output material flows

Parameter	Parameter unit expressed per functional unit
Components for re-use	0 kg
Materials for recycling	0,022kg
Materials for energy recovery	0,027 kg

4. SCENARIOS AND TECHNICAL INFORMATION

4.1 Construction process stage

Transport from the production gate to the construction site (apartment)

Parameter	Parameter unit expressed per functional unit
Fuel type consumption of vehicle or vehicle type used for transport e.g. long distance truck, boat etc.	The PEX hot and cold pipe system is transported over an average distance of 800 km with a truck (about 16 ton) and 30 km by means of a van (< 3,5 ton) from the producers of the different pipe system components via customers to the building. Environmental burdens associated with this kind of transport are calculated by means of the Ecoinvent V3.3 datarecords "Transport, freight, lorry 16-32 metric ton, EURO4 {RER} transport, freight, lorry 16-32 metric ton, EURO4 Alloc Rec, U" and "Transport, freight, light commercial vehicle {Europe without Switzerland} processing Alloc Rec, U".
Capacity utilisation (including empty returns)	
Bulk density	
Volume capacity utilisation factor (factor: =1 or <1 or ≥ 1 for compressed or nested packaged products)	

Construction (installation in building/apartment)

Parameter	Parameter unit expressed per functional unit																								
Ancillary materials for installation	<p>3 liter of water for testing, flushing and cleaning.</p> <p>0,04 kg fast fixing cement (ratio water/cement 0,3) of which 0,028 kg cement and 0,012 kg water</p> <p>0,03 kg of wall fixing metals, considered to be made out of galvanised steel</p> <p>Environmental burdens associated with this kind of input flows are calculated by means of the Ecoinvent V3.3 datarecord "Tap water {RER} market group for Alloc Rec, U", "Cement, unspecified {Europe without Switzerland} production Alloc Rec, U" and "Steel, unalloyed {RER} steel production, converter, unalloyed Alloc Rec, U", in combination with Metal working, average for steel product manufacturing {RER} processing Alloc Rec, U"</p>																								
Other resource consumption	Not relevant																								
Quantitative description of energy type (regional mix) and consumption during the installation process	<p>0,01 kWh of electrical energy is needed for the installation (screw driver)</p> <p>Environmental burdens associated with this kind of energy are calculated by means of the Ecoinvent V3.3 datarecord "Electricity, low voltage {RER} market group for Alloc Rec, U" (European average mix of production)</p>																								
Waste on the building site, generated by the product's installation	<p>0,0016 kg of PEX pipe left over during installation: 85% to landfill and 15% to incineration. Transportation of PEX pipe left over to waste management treatment facilities is included: 150 km to incineration with energy recovery and 50 km to landfill. Environmental burdens are calculated by means of the Ecoinvent V3.3 datarecord "Transport, freight, lorry 3.5-7.5 metric ton, EURO4 {RER} transport, freight, lorry 3.5-7.5 metric ton, EURO4 Alloc Rec, U".</p>																								
Output materials as result of waste management processes at the building site e.g. of collection for recycling, for energy recovery, final disposal	<p>0,014 kg of packaging waste: treated according to European average packaging waste scenarios (EU27, 2006):</p> <table border="1"> <thead> <tr> <th></th> <th>Recycling</th> <th>Energy Recovery</th> <th>Landfill</th> </tr> </thead> <tbody> <tr> <td>Plastic</td> <td>27%</td> <td>26%</td> <td>47%</td> </tr> <tr> <td>Paper and board</td> <td>75%</td> <td>10%</td> <td>15%</td> </tr> <tr> <td>Wood</td> <td>38%</td> <td>23%</td> <td>39%</td> </tr> <tr> <td>Metals</td> <td>66%</td> <td></td> <td>34%</td> </tr> <tr> <td>Total</td> <td>57%</td> <td>12%</td> <td>31%</td> </tr> </tbody> </table>		Recycling	Energy Recovery	Landfill	Plastic	27%	26%	47%	Paper and board	75%	10%	15%	Wood	38%	23%	39%	Metals	66%		34%	Total	57%	12%	31%
	Recycling	Energy Recovery	Landfill																						
Plastic	27%	26%	47%																						
Paper and board	75%	10%	15%																						
Wood	38%	23%	39%																						
Metals	66%		34%																						
Total	57%	12%	31%																						
Emissions to ambient air, soil and water	No direct emissions at the trench. Emissions are related to the upstream processes (mining of sand, transportation processes and mechanical energy) and downstream processes (waste management and treatment) and are included in the Ecoinvent datarecords that are used for modelling the environmental impacts.																								

4.2 Use stage: operation and maintenance

Operation and maintenance:

Operational use (pumping energy) is not relevant for the EPD, since it falls outside the system boundaries of the LCA project. Maintenance is not needed for the PEX Hot and Cold pipe system.

4.3 End of life

The following end of life scenarios have been taken into account:

- Estimated reference service lifetime of 50 years, being the service lifetime of the apartment
- EoL approach for landfill, incineration with energy recovery (impacts and credits are assigned to the life cycle that generates the waste flows)
- Recycled content approach for recycling and use of recyclates (= impact of recycling and credits for recyclates, because less virgin materials are needed is assigned to the life cycle that uses the recyclates)

Processes	Parameter unit expressed per functional unit								
Collection process	<p>After a reference service lifetime of 50 years the PEX hot and cold pipe system is stripped for recoverable materials and products, and the remaining construction subsequently demolished. The PEX Hot & Cold water pipe system is demolished together with the total construction. So for the functional unit 0,207 kg of pipe system components are available at the apartment. The brass fittings (0,030 kg) are for 75% recycled (0,022 kg is transported over average distance of 600 km) and for 25% disposed to a landfill (0,007 kg transported over average distance of 50 km). The PEX pipes and PPSU fittings (0,177 kg) follow the following scenario: 15% (0,027 kg) is transported over an average distance of 150 km to an incinerator and 85% (0,151 kg) is transported over an average distance of 50 km to a landfill.</p> <table border="1"> <thead> <tr> <th>EOL scenario PEX pipes</th> <th>Present</th> </tr> </thead> <tbody> <tr> <td>Mechanical recycling</td> <td>0%</td> </tr> <tr> <td>Incineration</td> <td>15%</td> </tr> <tr> <td>Landfill</td> <td>85%</td> </tr> </tbody> </table> <p>Environmental burdens associated with transportation are calculated by means of the following Ecoinvent V3.3 datarecord "Transport, freight, lorry 3.5-7.5 metric ton, EURO4 {RER} transport, freight, lorry 3.5-7.5 metric ton, EURO4 Alloc Rec, U"</p>	EOL scenario PEX pipes	Present	Mechanical recycling	0%	Incineration	15%	Landfill	85%
EOL scenario PEX pipes		Present							
Mechanical recycling		0%							
Incineration	15%								
Landfill	85%								
Recycling system									
Final deposition									

5. ADDITIONAL INFORMATION ON EMISSIONS TO INDOOR AIR, SOIL AND WATER DURING USE STAGE

Emissions to indoor air:

Despite there is no approved European measurement method available, we can confirm that the PEX Hot and Cold pipe system does not contain any substances mentioned on the REACH-list.

Emissions to soil and water:

Since the PEX hot and cold pipe system is installed in the apartment we can confirm that emissions to soil and water are not relevant.

6. OTHER ADDITIONAL INFORMATION

Product certification, conformity, marking

EN 806-1, Specifications for installations inside buildings conveying water for human consumption. Part 1: General

EN 806-2, Specification for installations inside buildings conveying water for human consumption. Part 2: Design

EN 806-3, Specifications for installations inside buildings conveying water for human consumption. Part 3: Pipe sizing. Simplified method

EN ISO 15875-1, Plastics piping systems for hot and cold water installations. Crosslinked polyethylene (PE-X). Part 1: General

EN ISO 15875-2, Plastics piping systems for hot and cold water installations. Crosslinked polyethylene (PE-X). Part 2: Pipes

EN ISO 15875-3, Plastics piping systems for hot and cold water installations. Crosslinked polyethylene (PE-X). Part 3: Fittings












In compliance with European Construction Products Directive (89/106/EEC)

Other technical product performances

For the full overview of the environmental benefits of plastic pipe systems please refer to the TEPPFA website: <http://www.teppfa.eu>

CROSSLINKED POLYETHYLENE (PEX) PIPE SYSTEM FOR HOT AND COLD WATER IN THE BUILDING

List of names and logos of TEPPFA member companies

	Aliaxis
	DYKA
	Geberit International
	Georg Fischer Piping Systems
	LK
	Nupi
	Pipelife International
	Polypipe
	Rehau
	Radius Systems
	Uponor
	Wavin

List of National Associations of TEPPFA

ADPP	Czech Republic plastic pipes association
ASETUB	Asociación Española de Fabricantes de Tubos y Accesorios Plásticos
BPF	Plastic Pipes Group
BureauLeiding	Dutch Plastic Pipes Association
DPF	Danish Plastics Federation
FCIO	Fachverband der Chemischen Industrie Österreich
Essenscia PolyMatters	Belgian Federation for Chemistry and Life Sciences industries
FIPIF	Finnish Plastics Industries Federation
IPPMA	Irish Plastic Pipe Manufacturers Association
KRV	Kunststoffrohrverband e.V.- Fachverband der Kunststoffrohr- Industrie
MCsSz	Műanyag Csőgyártók Szövetsége
NPG Sweden	Swedish Plastic Pipe Association
PRIK	Polish Association of Pipes and Fittings
STR	Syndicat des Tubes et Raccords
VKR	Verband Kunststoffrohre und Rohrleitungstelle

List of names and logos of TEPPFA Associated Members



Borealis



ECVM



LyondellBasell



Lubrizol



Molecor

List of names and logos of TEPPFA Supporting Members



Rollepaal

7. REFERENCES

EN 806-1, Specifications for installations inside buildings conveying water for human consumption. Part 1: General

EN 806-2, Specification for installations inside buildings conveying water for human consumption. Part 2: Design

EN 806-3, Specifications for installations inside buildings conveying water for human consumption. Part 3: Pipe sizing. Simplified method

EN ISO 15875-1, Plastics piping systems for hot and cold water installations. Crosslinked polyethylene (PE-X). Part 1: General

EN ISO 15875-2, Plastics piping systems for hot and cold water installations. Crosslinked Polyethylene (PE-X). Part 2: Pipes

EN ISO 15875-3, Plastics piping systems for hot and cold water installations. Crosslinked polyethylene (PE-X). Part 3: Fittings

Eurostat, 2006, Packaging waste scenarios (EU27, 2006)

ISO 14025: Environmental Labels and Declarations Type III

ISO 14040: Environmental management – Life cycle assessment – Principles and framework

ISO 14044: Environmental management – Life cycle assessment – Requirements and guidelines

EN 15804: Sustainability of construction works – Environmental product declarations – core rules for the product category of construction products

EN 15804:2012+A1:2013: Sustainability of construction works – Environmental product declarations – core rules for the product category of construction products (2013)

EN 15942: Sustainability of construction works – Environmental product declarations – Communication format – Business to Business

Ecoinvent, 2016. Ecoinvent database v3.3, Swiss Centre for Life Cycle Inventories, Switzerland. From: www.ecoinvent.org

Background LCA report (ISO 14040 and ISO 14044) prepared by

VITO

Flemish Institute for Technological Research
Boeretang 200,
B-2400 Mol, Belgium
Tel.: +32 1 433 55 11
Email: vito@vito.be



External critical review of underlying LCA by

Denkstatt GmbH,
Hietzinger Hauptstraße 28
A-1130 Wien, Austria
Tel.: +43 1 786 89 00
Email: office@denkstatt.at



Visit our website

www.teppfa.eu

TEPPFA Aisbl

71 Kortenberglaan,
Brussels 1000, Belgium

T: +32 2 736 24 06 71

E: info@teppfa.eu

EPDH001-0505 2020



This document is protected by copyright. All rights based on this are reserved. No part of this publication may be translated, reproduced or transmitted in any form or by any similar means, electronic or mechanical, photocopying, recording or otherwise, or stored in a data retrieval system.

Our verbal and written advice with regard to usage is based on years of experience and standardised assumptions and is provided to the best of our knowledge. The intended use of REHAU products is described comprehensively in the technical product information. The latest version can be viewed at www.rehau.com/TI. We have no control over the application,

use or processing of the products. Responsibility for these activities therefore remains entirely with the respective user/processor. Where claims for liability nonetheless arise, they shall be governed exclusively according to our terms and conditions, available at www.rehau.com/conditions, insofar as nothing else has been agreed upon with REHAU in writing. This shall also apply for all warranty claims, with the warranty applying to the consistent quality of our products in accordance with our specifications. Subject to technical changes.

www.rehau.com

© REHAU Industries SE & Co. KG
Rheniumhaus
95111 Rehau

DHI00288 EN 02.2022