



RAUCORD WEAVING MANUAL

A STEP-BY-STEP GUIDE TO ACHIEVING THE DESIRED LOOK

RAUCORD NATURAL

TAKING ON MOTHER NATURE




More than just a material supplier, REHAU is a total solutions provider. We recognise that a successful end-product requires the right tools, the know-how of an experienced team and the desire to create a product that exceeds customer expectations. .

RAUCORD Weaving Manual provides important information on how to use RAUCORD material to achieve the most aesthetic look for your finished product.

Packaging details:

- RAUCORD natural colour is delivered in 10 kg coil with three strands.
- Colour tone deviations between the three strands are designed to create a more natural look in the completed product.
- Each strand can be identified through its own distinct colour tone. i.e. Light, Medium and Dark (see pictures on right).



THREE KEY FACTORS THAT INFLUENCE THE LOOK OF FINAL PRODUCT

Choice of combination methodology when using the three strands affects the look of the finished product. Turn the pages to learn about the three key factors.

1.

STRAND APPLICATION

TO ACHIEVE A WELL-BLEND PATTERN

A different furniture colour is created when weaving the Dark strand for the vertical and a combination of Medium and Light strands for the horizontal weaving (Single vertical in Dark – horizontal in Medium and Light) compared to weaving the light strand vertically and the other two strands horizontally (Single vertical in Light – horizontal in Dark and Medium).

To create the distinctive look of RAUCORD's natural characteristic, we recommend to avoid the "block" effects by pre-cutting the coil into different lengths (depending on your design and product size) to allow an easy combination of the three strands and a smoother weaving.

The following typical pre-cut length examples are for reference only:

For a 3-seater sofa	:	5 metre length
For a dining chair	:	2 metre length

For natural colours with a significant deviation between the dark and light strand (e.g. Cappuccino and Coffee Brown), we recommend using the following combination and pattern:


- Two vertical and two horizontal, with vertical in Dark and Medium strands while the horizontal in Medium and Light strands. (*Double vertical in Dark or Medium – horizontal in Medium and Light*)

The recommended strand combination: Single vertical in Dark - horizontal in Medium and Light is suitable for both single-seat chairs and larger furniture pieces like sofas. This combination gives a successful result of the typical RAUCORD "natural look", avoiding the rigid block effect as shown in picture on the right. Other weaving patterns are also possible depending on the furniture design and weaving experience.

Swatch examples:



A well-blend combination: Single vertical in Dark - horizontal in Medium and Light



Block combination: Single vertical in Medium and Light – horizontal in blocks of Light, Medium and Dark

2.

CONSISTANT WEAVING PATTERN

TO ACHIEVE A CONSISTENT PATTERN

In order to achieve a consistent colour effect throughout a range of furniture the same weaving pattern should be applied for all pieces. Any change in the pattern, for example changing from one vertical strand to two vertical strands, will result in a different final product look.

Swatch examples:



Single vertical in Medium - horizontal in Light and Dark (33.33% Light, 33.33% Medium, 33.33% Dark)



Double vertical in Medium – horizontal in Light and Dark (25% Light, 50% Medium, 25% Dark)



3.


STRAND ORIENTATION

TO ACHIEVE DESIGN VARIATIONS


The direction and orientation of each strand (in particular the Dark strand where the intensity of dark and light deviation shades within the coil is more obvious) also affect the final look.

A double-vertical combination using the Dark strand can have the following different results:

Swatch examples of two of the combinations:



Double vertical in Dark inside - horizontal in Medium and Light



Double vertical Dark outside - horizontal in Medium and Light

As shown in this manual, there can be many possibilities of design just by changing the weaving pattern in the aspects of strand combination, application and orientation. There is no bad weaving pattern, only appropriate application to achieve the desired look.

REHAU offers comprehensive training on using RAUCORD weaving material. We recommend preliminary consultation with our Technical Application Department for first-time purchase and that the appropriate or best application of RAUCORD material to be checked for optimized result.

For more information, please contact REHAU's Technical Application Department for RAUCORD or your nearest REHAU sales office.

Our verbal and written advice relating to technical applications is based on experience and is to the best of our knowledge correct but is given without obligation. The use of REHAU products in conditions that are beyond our control or for applications other than those specified releases us from any obligation in regard to claims made in respect of the products.

We recommend that the suitability of any REHAU product for intended application should be checked. Utilization and processing of our products are beyond our control and are therefore exclusively your responsibility. In the event that a liability is nevertheless considered, any compensation will be limited to the value of the goods supplied by us and used by you. Our warranty assumes consistent quality of our products in accordance with our specification and in accordance with our general conditions of sale.

REHAU Branches in Asia/Australia

SINGAPORE • Asia/Australia Head Office Tel: 65-6392 6006 • **AUSTRALIA** • Adelaide Tel: 61-8-8299 0031 • Brisbane Tel: 61-7-3889 7522 • Melbourne Tel: 61-3-9587 5544 • Perth Tel: 61-8-9-4564 311 • Sydney Tel: 61-2-8741 4500 • **GREATER CHINA** • Beijing Tel: 86-10-6428 2956 • Guangzhou Tel: 86-20-8776 0343 / 3646 • Hong Kong Tel: 852-2898 7080 • Shanghai Tel: 86-21-6355 1155 • Taipei Tel: 886-2-2586 1210 • **INDIA** • Mumbai Tel: 91-22-6792 2929 / 2930 • New Delhi Tel: 91-11-3294 8602 / 8522 • **INDONESIA** • Jakarta Tel: 62-21-5275 177 • **JAPAN** • Tokyo Tel: 81-3-5796 2102 • **KOREA** • Seoul Tel: 82-2-5011 656 • **NEW ZEALAND** • Auckland Tel: 64-9-2722 264 • **THAILAND** • Bangkok Tel: 66-2-7443 155

Construction



Automotive



Industry

