

Engineering progress
Enhancing lives

RAUVISIO crystal™ slim


The system design of RAUVISIO crystal slim allows for a wide range of applications, including kitchen or bath backsplash, shower walls, partition walls or fillers. It can be perfectly matched with RAUVISIO crystal cabinet doors or used as a reflective accent.

The same great features & benefits as RAUVISIO crystal:

- Completely unique visual depth and reflective quality
- Scratch resistant
- Chemical and stain resistant
- Easy to clean with microfiber towels
- Take notes or write tasks with whiteboard markers (polished) or chalk (natural)
- Cut and processed with woodworking tools
- 10x more break resistant than real glass
- 50% lighter than real glass




Colors




Bianco

polished V2778
natural 1696L




Perla

polished V2892
natural 1697L



Nebbia

polished 1910L
natural 1911L



Sabbia

polished 1687L
natural 1703L



Fumo

polished 1686L
natural 1702L



Decorative Mirror

polished 1721L



Sheet specifications

RAUVISIO crystal slim is a 2 mm thick clear acrylic laminate, the bottom 0.4 mm is colored and the top 1.6 mm is clear. The 2.0 mm thick backer laminate is a solid matching color 2 mm thick layer. The total thickness is 4 mm.

Applications

RAUVISIO crystal slim is a great, modern alternative to use instead of glass in the kitchen and bathroom. It can serve as a backsplash, decorative wall panel or a shower wall cladding. Please note that if using RAUVISIO crystal slim as a backsplash behind a gas cooktop, it must be at least 12 in (304.8 mm) from an open flame. If this is not possible, we suggest installing a flame retardant material directly behind the cooktop. Reference the RAUVISIO crystal Technical Information for more information.

Cleaning and care

Clean with a damp microfiber cloth and mild soap if needed. RAUVISIO crystal slim has a very hard, scratch-resistant finish. Avoid abrasive cleaners, solvent-based cleaners and harsh chemicals. Do not use paper towels, brushes or scouring pads. REHAU is not responsible for any damage done by abrasive cleaning products or procedures.

Protective coat

A protective peel coat is applied to the top of the glass surface. Do not expose peel coat to direct sunlight before removal. Remove promptly after installing RAUVISIO crystal slim. To remove peel coat, use rubber fingertips or our peel coat removal tool.

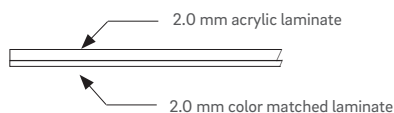
50% lighter panels mean flexible design and ease of installation on site. Unlike real glass, RAUVISIO crystal slim is 50% lighter and can be cut, drilled and routed on the job site.



Profile specifications

Application	Backsplash, wall panel
Thickness	5/32 in (4 mm)
Sheet size	51 x 110 in (1300 x 2800 mm)
Face material	Two-layer polished (gloss) or natural (matte), multiple colors
Back material	Balancing sheet, matching color

Slim profile



Mine a gem as rare as you with RAUVISIO crystal
na.rehau.com/crystal

