



**Engineering progress  
Enhancing lives**

## **Touch the forest guilt free**

Inspired by the forest, RAUVISIO terra  
engineered wood delivers all-round durability.

[na.rehau.com/terra](https://na.rehau.com/terra)





RAUVISIO terra™ soft, textured HPL surface weaves the softness of the forest floor with the resilience of an ancient tree. Regardless of the season, this deeply textured surface delivers all-round durability with an authentic wood look and feel. Climb that higher branch to nurture your full breath of creativity.

## Features & benefits

- Soft touch finish
- Deeply textured wood look and feel
- Impact, chip, fingerprint and scratch resistant
- No painting or staining required
- Resistance to deterioration
- Double-sided finished panel or cabinet door
- Matching floating shelves







## Daybreak collection

Bask in the might of a new sun. Splendid rays of warm morning light invite the promise of afternoon picnics, evening drinks on the lake surrounded by the gentle dance of fireflies. This sultry collection not only captures the recreational spirit of the great outdoors, but also creates a warm palette for interiors that allow you to mirror the diverse and wondrous colors of nature.





**Coastal Oak 2628L**  
formerly 4543





**East Elm 4548**





**Mountain Oak 2636L**  
formerly 4512





**Soundside Oak 3137L**  
NEW!





## Midday collection

Nurture a well-established taste. Integral to the maturity of any design, this collection is our richest in color and profundity. These color pillars have continued to inspire luxurious designs from lands outstretched far and wide. From the exotic to the avant-garde, they are revered in design circles for their authenticity, simplicity and elegance.





**Sundial Oak 3135L**  
NEW!






**Lakefront Elm 2633L**  
formerly 4539





**Mission Maple 2635L**  
formerly 4520





**Harvest Walnut 2632L**  
formerly 4604








Frolic in fields of unending fervor. Warm neutral tints of foliage sway gently through the breeze as sundown approaches, creating an aura of romantic whimsy and cozy delight. Proven to withstand the test of time, these classic neutral tones have outlived the most transient surface trends and continue to link decorative elements from all color families.





**Craft Elm 2629L**  
formerly 4538





**Vineyard Oak 2640L**  
formerly 4526





**Lighthouse Oak 3136L**  
NEW!





**Fireside Walnut 3138L**  
NEW!







Ground yourself in starry nights surrounded by the glow of a campfire with your favorite blanket. Much like the roasted marshmallows and darkened coals of the hearth, this smoky collection will bring rich earthy aesthetics into your living space. These graphite and pewter tones envelop you with natural beauty and allow your designs to glisten in enchanting ways, worthy of storytelling.





**Northern Oak 2637L**  
formerly 4574





**Whiskey Oak 4511**





**Loft Oak 2634L**  
formerly 4517





**Midsummer Elm 3139L**  
NEW!



# RAUVISIO terra technical information

RAUVISIO terra soft, textured HPL surface brings the wonder of the outdoors in with double-sided, seamless boards that stand the test of time. The engineered surface provides superior impact- and chip-resistance compared to TFL and melamine and is even more durable than real wood. RAUVISIO terra is offered as laminates, boards and edgeband or fabricated panels and cabinet doors with perfectly matched REHAU LaserEdge™. Fabricated components are supplied with an MDF or particle board core, laid up with PVA glue for a refined finish. From daybreak to twilight, immerse yourself in the changing colors of the forest.


Profile specifications	
Appearance	Natural wood
Door style	Slab, siena and shaker
Design style	Modern, transitional
Construction	PVA laminated face and back, REHAU LaserEdge
Shaker stiles and rails	3 in (76.2 mm), custom widths also available
Siena stiles	3 in (76.2 mm)
Face material	Deep embossed HPL, multiple colors
Back material	Deep embossed HPL, matching color
Edgeband	REHAU LaserEdge, matching color
Core	MDF or particle board
Grain direction	Choose vertical or horizontal
Board thickness	3/4 in (19.5 mm)

Cabinet door size parameters	
Minimum slab	3 x 5 in (76.2 x 127 mm)
Maximum slab	50 x 119 in (1270 x 3022.6 mm)
Minimum shaker	8-7/8 in W x 11 in H (225.4 mm W x 279.4 mm H)
Maximum shaker	30 in W x 65 in H (762 mm W x 1651 mm H)
Minimum siena	11 in W x 6 in H (152.4 mm W x 279.4 mm H)
Minimum siena	50 in W x 60 in H (1270 mm W x 1524 mm H)

Edgebanding profile	
Top edge	1.0 mm radius
Bottom edge	1.0 mm radius
Edgeband finish	Textured, color matched

Accessory products	
1/4 in. thick components	Cut-to-size with raw edges
Integrated handle	1 17/64 and 5/64 in (32 and 2 mm)
Floating shelves	22 to 96 in (558.8 to 2438.4 mm) wide

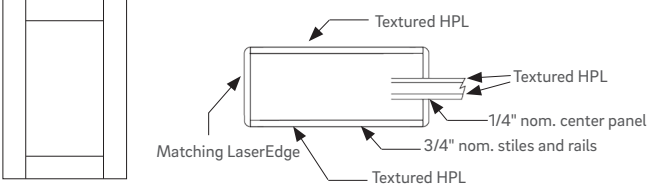
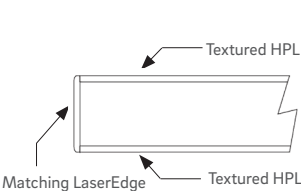
Siena profile



Slab profile



Shaker profile





**Board specifications**

RAUVISIO terra is laminated to a high-quality, engineered MDF or particle board core that is CARB2, TSCA Title VI certified and NAF (non-added formaldehyde) exempt. The face and the back are identical, and with the consistent substrate, warpage is virtually eliminated.

**Edgeband specifications**

All components are edgebanded with REHAU LaserEdge, which is extremely heat and moisture resistant and results in a board that looks like a solid piece of wood.

**Cleaning and care**

Clean with a damp microfiber cloth and mild soap if needed. RAUVISIO terra is resistant to most chemicals and solvent-based cleaners, but harsh chemicals should be avoided. Do not use brushes or scouring pads. REHAU is not responsible for any damage done by abrasive cleaning products or procedures.

**Protective coat**


There is no protective peel coat on RAUVISIO terra products.

**Extremely  
durable  
surface**

Climb that higher branch  
to nurture your full breath  
of creativity.

Request a sample:

[na.rehau.com/terra](http://na.rehau.com/terra)





**Customer Service Contacts**

Hours Monday to Friday, 8 am to 4:30 pm EST

Email [orders.us@rehau.com](mailto:orders.us@rehau.com)

[www.na.rehau.com/cabinetdoors](http://www.na.rehau.com/cabinetdoors)

**United States**

Phone (888) 734-2810 Fax (616) 285-7622

**Canada**

Phone (888) 905-0345 Fax (514) 905-0490

For updates to publication, visit [na.rehau.com/resourcecenter](http://na.rehau.com/resourcecenter)

The information contained herein is believed to be reliable, but no representations, guarantees or warranties of any kind are made as to its accuracy, suitability for particular applications or the results to be obtained therefrom. Before using, the user will determine suitability of the information for user's intended use and shall assume all risk and liability in connection therewith.

© 2024 REHAU

100.755 en 11.2024