



C A F E

coffee	tea	food	cold drink
drip.....5	green tea.....5	apple pie.....5	still water.....5
cold brew.....4	genmaicha.....6	brown.....4	sparkling.....4
espresso.....2	sencha tea.....8	blond.....2	lemonade.....2
flat white.....4	rooibos.....4	cookie.....4	soda.....4
capuccino.....3	white tea.....3	muffin.....3	orange juice.....3
latte.....4	oolong.....4	cheese.....4	apple juice.....4
mocha.....5	pure-erb.....5	mochi.....4	

**Engineering progress
Enhancing lives**

New & enhanced

Blend resilience and softness

Inspired by the drawn line, RAUVISIO shade's solid-extruded surface offers unbound soft resilience.

na.rehau.com/shade



By diffusing light and giving elements around it vivid definition, **RAUVISIO shade** super-matte PET surface unveils a space as a work of art. Its powdery finish is made of recyclable materials, allowing you to make a modern mark with sustainability in mind. Let the softness of double-sided matte define the foreground of your unit, boutique, reception or workspace. Whatever your focus, bring your subject into light.

Features & benefits

- PET laminate made with up to 80% recycled material
- Soft touch finish
- Scratch, fingerprint and bacteria resistant
- Excimer lacquering for increased durability
- Superior UV stability
- Low light reflectivity
- Inexpensive alternative to paint
- Clean cutting and processing
- Double-sided finished panel or cabinet door
- Value-engineered option for large commercial projects







Marking our present.

Human expression began with line. Our need for expression is essential to give meaning to our lives. This desire to capture the world around us and record it with whatever means available gave birth to drawing, painting, writing, photography and what we now regard as high art. By marking our present, we saved it for all posterity and so, today, as we look at man's earliest drawings we see not just the bison, but our stance in the hierarchy of the natural world at that time. This powdery line, deliberately sensitive and full bodied proclaimed to invisible audiences "I am here."

Colors



Chalk

2001



Clay

3300




Pewter

3001



Canvas

3103



Indigo

6150



Charcoal

5000



RAUVISIO shade technical information

The solid-extruded RAUVISIO shade™ super-matte PET surface offers superior durability and is made with up to 80% recycled material. Its UV-cured excimer lacquer provides low-light reflectivity, impact and fingerprint resistance and a soft super-matte finish. RAUVISIO shade is crafted in Italy and applied to a particle board core stateside using PUR glue. Offered as double-sided boards and edgeband or fabricated panels and cabinet doors with perfectly matched REHAU LaserEdge™, this surface brings unbound soft resilience to your project.



Board specifications

RAUVISIO shade is laminated to a high quality, particle board core which provides a stable, consistent substrate and virtually eliminates warping.

Edgeband specifications

All components are edgebanded with REHAU LaserEdge, which provides an extremely heat and moisture resistant seamless joint rivaling solid surfaces.

Cleaning and care

Clean with a damp microfiber cloth and mild soap if needed. While the surface is scratch resistant, it should never be dry-wiped. Avoid abrasive cleaners, solvent-based cleaners and harsh chemicals. Do not use paper towels, brushes or scouring pads. REHAU is not responsible for any damage done by abrasive cleaning products or procedures.

Protective coat

A protective peel coat is applied to the top of the matte surface. Do not expose peel coat to direct sunlight before removal. Remove promptly after installing cabinet but prior to mounting decorative hardware. To remove peel coat, use rubber fingertips or our peel coat removal tool.

Profile specifications

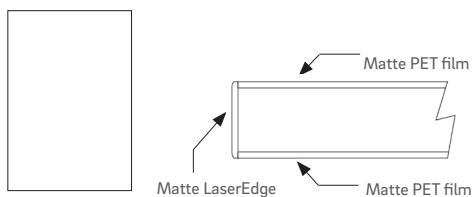
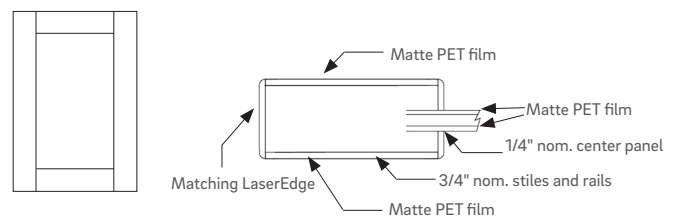
Appearance	Matte
Door style	Slab and shaker
Design style	Modern, contemporary
Construction	Colored PET film laminated to particle board core, REHAU LaserEdge
Shaker stiles and rails	3 in (76.2 mm), custom widths also available
Face material	PET film, multiple colors
Back material	PET film, multiple colors
Edgeband	REHAU LaserEdge, matching color
Core	Particle board
Board thickness	3/4 in (19.8 mm)

Cabinet door size parameters

Minimum slab	3 x 5 in (76.2 x 127 mm)
Maximum slab	47 x 119 in (1193.8 x 3022.6 mm)
Minimum shaker	8-7/8 in W x 11 in H (225.4 mm W x 279.4 mm H)
Maximum shaker	30 in W x 65 in H (762 mm W x 1651 mm H)

Edgebanding profile

Top edge	1.0 mm radius
Bottom edge	1.0 mm radius
Edgeband finish	Elegant matte, color matched

Slab profile**Shaker profile**

Request a sample at na.rehau.com/shade

Customer Service Contacts

Hours Monday to Friday, 8 am to 4:30 pm EST

Email orders.us@rehau.com

www.na.rehau.com/cabinetdoors

United States

Phone (888) 734-2810 Fax (616) 285-7622

Canada

Phone (888) 905-0345 Fax (514) 905-0490

For updates to publication, visit na.rehau.com/resourcecenter

The information contained herein is believed to be reliable, but no representations, guarantees or warranties of any kind are made as to its accuracy, suitability for particular applications or the results to be obtained therefrom. Before using, the user will determine suitability of the information for user's intended use and shall assume all risk and liability in connection therewith.

© 2025 REHAU

100.756 en 03.2025