

Engineering progress
Enhancing lives

REHAU Attivo

Hardware for PVC Window and Door Solutions
Product Catalog



Engineering Progress

Contents

04	REHAU Attivo™ The program
10	Tilt-turn hardware Fixed and centered - variable handle height, standard
14	Turn hardware Centered - variable handle height
18	Tilt / hopper hardware Centered - variable handle width
20	Concealed hinges Tilt-turn and turn configurations
22	Hinge door hardware Single sash entry door
26	Handles Tilt-tun, turn and tilt /hopper window hanles
27	Hinged door handles

A woman with her hair in a bun, wearing a dark blue long-sleeved top and gold earrings, is filling a copper pitcher at a kitchen sink. The sink has a modern, curved faucet. To the left of the sink is a coffee machine and a basket of oranges. To the right is a vase of yellow flowers and a vase of white flowers. The background features a large window with a view of a forest and a wooden pillar. The text "Enhancing Lives" is overlaid in white on the right side of the image.

Enhancing Lives

Adding new value to your windows and doors.

REHAU Attivo provides the perfect hardware solution for any type of project with tilt-turn windows and doors, providing long-lasting value and security to your customers.



Perfect match with REHAU profiles for optimal performance in every aspect.



10-year limited warranty on hardware and 2-year limited warranty on handles provide peace of mind.



REHAU branded hardware and handles provide a visual reminder of the superior quality.





REHAU

Increasing flexibility for all-spectrum design.

Lead your customer into cutting-edge designs when you specify REHAU Attivo handles in their next project, allowing them to experience elegance, comfort and security.



Enhances design elements with wide range of colors and matching hinge cover caps.



Fulfills the most stringent demands in security, ease of function, durability and design.





The European-made window and door hardware program is manufactured using a quality management system that has been certified to the latest version of ISO 9001.

REHAU Attivo hardware includes a wide range of products that offer excellent quality and surface protection.

Our components are created by using a hot-dip galvanizing process to ensure superior corrosion resistance, simple use and clean appearance.

Tilt-turn, turn and tilt / hopper window hardware



Tilt-turn hardware

Fixed and centered - variable handle height, standard



Tilt-turn espagnolette M BS 14.5 mm

Article No.	Description	Sash Rebate Height (mm)	Handle Height (mm)	Box Quantity	Minimum Order
359117-001	340 mm tilt-turn espagnolette M	420 - 620*	210 - 310	10	1 box
359139-001	720 mm tilt-turn espagnolette M, 1R	600 - 1000	300 - 500	10	1 box
359147-001	1120 mm tilt-turn espagnolette M, 1R	900 - 1400	450 - 700	10	1 box
359148-001	1520 mm tilt-turn espagnolette M, 1R	1401 - 1800	701 - 900	10	1 box
359149-001	1720 mm tilt-turn espagnolette M, 2R	1601 - 2000	801 - 1000	10	1 box
359150-001	2120 mm tilt-turn espagnolette M, 2R	2001 - 2400	1001 - 1200	10	1 box

* Mishandling device not available



Corner drive

Article No.	Description	Box Quantity	Minimum Order
359151-001	Corner drive, 1RS	10	1 box



Short corner drive

Article No.	Description	Box Quantity	Minimum Order
359153-001	Short corner drive, 1R	10	1 box



Sash stay guide

Article No.	Description	Sash Rebate Width (mm)	Box Quantity	Minimum Order
359274-001	150 - 290 mm sash stay guide	250 - 410**	10	1 box
359106-001	250 - 470 mm sash stay guide	411 - 610	10	1 box
359107-001	350 - 670 mm sash stay guide	611 - 810	10	1 box
359108-001	500 - 870 mm sash stay guide, 1R	811 - 1010	10	1 box
359109-001	500 - 1070 mm sash stay guide, 1R	1011 - 1210	10	1 box
359110-001	500 - 1270 mm sash stay guide, 1R	1211 - 1410	10	1 box

** SRW = 250 - 340; with short corner drive

Tilt-turn hardware

Fixed and centered - variable handle height, standard



Stay arm

Article No.	Description	Sash Rebate Width (mm)	Box Quantity	Minimum Order
359275-001	150 stay arm, L	250 - 410	10	1 box
359279-001	150 stay arm, R	250 - 410	10	1 box
359100-001	250 stay arm, L	411 - 610	10	1 box
359101-001	250 stay arm, R	411 - 610	10	1 box
359102-001	350 stay arm, L	611 - 810	10	1 box
359103-001	350 stay arm, R	611 - 810	10	1 box
359104-001	500 stay arm, L	811 - 1400	10	1 box
359105-001	500 stay arm, R	811 - 1400	10	1 box



Cover cap stay arm

Article No.	Description	Box Quantity	Minimum Order
359281-001+	Cover cap stay arm, silver	400	1 box
359281-002+	Cover cap stay arm, black	400	1 box
359281-006	Cover cap stay arm, white	400	1 box
359281-007+	Cover cap stay arm, bronze	400	1 box
359281-008+	Cover cap stay arm, grey	400	1 box

+ This item is not stocked. Lead times may vary.



Stay bearing

Article No.	Description	Box Quantity	Minimum Order
359241-001	Stay bearing with pin, 130 kg	100	1 box



Cover cap stay bearing

Article No.	Description	Box Quantity	Minimum Order
359280-001+	Cover cap stay bearing, silver	100	1 box
359280-002+	Cover cap stay bearing, black	100	1 box
359280-006	Cover cap stay bearing, white	100	1 box
359280-007+	Cover cap stay bearing, bronze	100	1 box
359280-008+	Cover cap stay bearing, grey	100	1 box

+ This item is not stocked. Lead times may vary.

Tilt-turn hardware

Fixed and centered - variable handle height, standard



Center lock, sash rebate height

Article No.	Description	Sash Rebate Height (mm)	Box Quantity	Minimum Order
359111-001	Center lock, 2R (Length 500 - 550 mm)	801 - 1200	10	1 box
359112-001	Center lock, 2R (Length 800 - 850 mm)	1201 - 1600	10	1 box
359247-001	Center lock, 3R (Length 1500 - 1550 mm)	1601 - 2200	10	1 box
359114-001	Center lock, 4R (Length 1950 - 2000 mm)	2201 - 2400	10	1 box



Center lock, sash rebate width

Article No.	Description	Sash Rebate Width (mm)	Box Quantity	Minimum Order
359116-001	400 mm center lock, 1R	801 - 1200	10	1 box
359115-001	600 mm center lock, 1R	1201 - 1400	10	1 box



Corner hinge

Article No.	Description	Box Quantity	Minimum Order
359120-001	Corner hinge, 130 kg	200	1 box



Cover cap corner hinge

Article No.	Description	Box Quantity	Minimum Order
359284-001+	Cover cap corner hinge, silver	100	1 box
359284-002+	Cover cap corner hinge, black	100	1 box
359284-006	Cover cap corner hinge, white	100	1 box
359284-007+	Cover cap corner hinge, bronze	100	1 box
359284-008+	Cover cap corner hinge, grey	100	1 box

+ This item is not stocked. Lead times may vary.




Corner pivot rest

Article No.	Description	Box Quantity	Minimum Order
359242-001	Corner pivot rest, 130 kg	150	1 box

Tilt-turn hardware

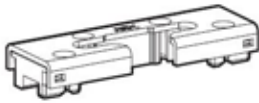
Fixed and centered - variable handle height, standard



Cover cap corner pivot rest

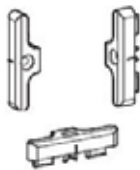
Article No.	Description	Box Quantity	Minimum Order
359283-001+	Cover cap corner pivot rest flat, silver	500	1 box
359283-002+	Cover cap corner pivot rest flat, black	500	1 box
359283-006	Cover cap corner pivot rest flat, white	500	1 box
359283-007+	Cover cap corner pivot rest flat, bronze	500	1 box
359283-008+	Cover cap corner pivot rest flat, grey	500	1 box
359282-001+	Cover cap corner pivot rest, silver	300	1 box
359282-002+	Cover cap corner pivot rest, black	300	1 box
359282-006	Cover cap corner pivot rest, white	300	1 box
359282-007+	Cover cap corner pivot rest, bronze	300	1 box
359282-008+	Cover cap corner pivot rest, grey	300	1 box

+ This item is not stocked. Lead times may vary.



Tilt-turn striker security

Article No.	Description	Box Quantity	Minimum Order
359270-001	REHAU branded tilt-turn striker security, R	100	1 box
359273-001	REHAU branded tilt-turn striker security, L	100	1 box



Striker

Article No.	Description	Box Quantity	Minimum Order
359212-001	Striker	300	1 box



Mishandling device / safety lock device, sash

Article No.	Description	Box Quantity	Minimum Order
359269-001	REHAU branded mishandling device, sash	200	1 box



Mishandling device / safety lock device, frame

Article No.	Description	Box Quantity	Minimum Order
359133-001	Mishandling device, 4500 frame	300	1 box
359263-001	Mishandling device, GENE [®] frame	300	1 box

Turn hardware

Centered - variable handle height



Tilt-turn espagnolette M BS 14.5 mm

Article No.	Description	Sash Rebate Height (mm)	Handle Height (mm)	Box Quantity	Minimum Order
359117-001	340 mm tilt-turn espagnolette M	420 - 620*	210 - 310	10	1 box
359139-001	720 mm tilt-turn espagnolette M, 1R	600 - 1000	300 - 500	10	1 box
359147-001	1120 mm tilt-turn espagnolette M, 1R	900 - 1400	450 - 700	10	1 box
359148-001	1520 mm tilt-turn espagnolette M, 1R	1401 - 1800	701 - 900	10	1 box
359149-001	1720 mm tilt-turn espagnolette M, 2R	1601 - 2000	801 - 1000	10	1 box
359150-001	2120 mm tilt-turn espagnolette M, 2R	2001 - 2400	1001 - 1200	10	1 box

* Mishandling device not available



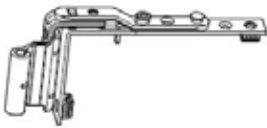
Tilt lock bolt

Article No.	Description	Box Quantity	Minimum Order
359267-001	Tilt lock bolt 140, 1R	100	1 box
359268-001	Tilt lock bolt 140/90, 1R	100	1 box



Center lock, sash rebate width

Article No.	Description	Sash Rebate Width (mm)	Box Quantity	Minimum Order
359111-001	500 - 550 mm center lock, 2R	801 - 1200	10	1 box
359112-001	800 - 850 mm center lock, 2R	1201 - 1400	10	1 box



Rebate stay arm

Article No.	Description	Box Quantity	Minimum Order
359169-001	Rebate stay arm, L	40	1 box
359168-001	Rebate stay arm, R	40	1 box

Turn hardware

Centered - variable handle height



Cover cap stay arm

Article No.	Description	Box Quantity	Minimum Order
359281-001+	Cover cap stay arm, silver	400	1 box
359281-002+	Cover cap stay arm, black	400	1 box
359281-006	Cover cap stay arm, white	400	1 box
359281-007+	Cover cap stay arm, bronze	400	1 box
359281-008+	Cover cap stay arm, grey	400	1 box

+ This item is not stocked. Lead times may vary.



Stay bearing

Article No.	Description	Box Quantity	Minimum Order
359241-001	Stay bearing with pin, 130 kg	100	1 box



Cover cap stay bearing

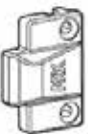
Article No.	Description	Box Quantity	Minimum Order
359280-001+	Cover cap stay bearing, silver	100	1 box
359280-002+	Cover cap stay bearing, black	100	1 box
359280-006	Cover cap stay bearing, white	100	1 box
359280-007+	Cover cap stay bearing, bronze	100	1 box
359280-008+	Cover cap stay bearing, grey	100	1 box

+ This item is not stocked. Lead times may vary.



Concealed striker closer, sash

Article No.	Description	Box Quantity	Minimum Order
359286-001	REHAU branded concealed striker closer, sash	200	1 box



Concealed striker closer, frame

Article No.	Description	Box Quantity	Minimum Order
359285-001	REHAU branded concealed striker closer, frame	250	1 box

Turn hardware

Centered - variable handle height



Corner hinge

Article No.	Description	Box Quantity	Minimum Order
359120-001	Corner hinge, 130 kg	200	1 box



Cover cap corner hinge

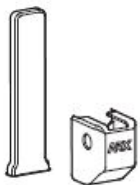
Article No.	Description	Box Quantity	Minimum Order
359284-001+	Cover cap corner hinge, silver	100	1 box
359284-002+	Cover cap corner hinge, black	100	1 box
359284-006	Cover cap corner hinge, white	100	1 box
359284-007+	Cover cap corner hinge, bronze	100	1 box
359284-008+	Cover cap corner hinge, grey	100	1 box

+ This item is not stocked. Lead times may vary.



Corner pivot rest

Article No.	Description	Box Quantity	Minimum Order
359242-001	Corner pivot rest, 130 kg	150	1 box



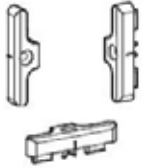
Cover cap corner pivot rest

Article No.	Description	Box Quantity	Minimum Order
359283-001+	Cover cap corner pivot rest flat, silver	500	1 box
359283-002+	Cover cap corner pivot rest flat, black	500	1 box
359283-006	Cover cap corner pivot rest flat, white	500	1 box
359283-007+	Cover cap corner pivot rest flat, bronze	500	1 box
359283-008+	Cover cap corner pivot rest flat, grey	500	1 box
359282-001+	Cover cap corner pivot rest, silver	300	1 box
359282-002+	Cover cap corner pivot rest, black	300	1 box
359282-006	Cover cap corner pivot rest, white	300	1 box
359282-007+	Cover cap corner pivot rest, bronze	300	1 box
359282-008+	Cover cap corner pivot rest, grey	300	1 box

+ This item is not stocked. Lead times may vary.

Turn hardware

Centered - variable handle height



Striker

Article No.	Description	Box Quantity	Minimum Order
359212-001	Striker	300	1 box



Mishandling device / safety lock device, sash

Article No.	Description	Box Quantity	Minimum Order
359269-001	REHAU branded mishandling device, sash	200	1 box



Mishandling device / safety lock device, frame

Article No.	Description	Box Quantity	Minimum Order
359133-001	Mishandling device, 4500 frame	300	1 box
359263-001	Mishandling device, GENE [®] frame	300	1 box

Tilt / hopper hardware

Centered - variable handle width



Tilt-turn espagnolette M BS 14.5 mm

Article No.	Description	Sash Rebate Height (mm)	Handle Height (mm)	Box Quantity	Minimum Order
359117-001	340 mm tilt-turn espagnolette M	420 - 620*	210 - 310	10	1 box
359139-001	720 mm tilt-turn espagnolette M, 1R	600 - 1000	300 - 500	10	1 box
359147-001	1120 mm tilt-turn espagnolette M, 1R	900 - 1400	450 - 700	10	1 box
359148-001	1520 mm tilt-turn espagnolette M, 1R	1401 - 1800	701 - 900	10	1 box
359149-001	1720 mm tilt-turn espagnolette M, 2R	1601 - 2000	801 - 1000	10	1 box
359150-001	2120 mm tilt-turn espagnolette M, 2R	2001 - 2400	1001 - 1200	10	1 box

* Mishandling device not available



Tilt lock bolt

Article No.	Description	Box Quantity	Minimum Order
359267-001	Tilt lock bolt 140, 1R	100	1 box
359268-001	Tilt lock bolt 140/90, 1R	100	1 box



Center lock, sash rebate height

Article No.	Description	Sash Rebate Height (mm)	Box Quantity	Minimum Order
359111-001	500 - 550 mm center lock, 2R	801 - 1200	10	1 box



Rebate center hinge

Article No.	Description	Box Quantity	Minimum Order
359183-001	Rebate center hinge, adjustable	50	1 box



Stay bearing

Article No.	Description	Box Quantity	Minimum Order
359241-001	Stay bearing with pin, 130 kg	100	1 box

Tilt / hopper hardware

Centered - variable handle width



Cover cap stay arm

Article No.	Description	Box Quantity	Minimum Order
359281-001+	Cover cap stay arm, silver	400	1 box
359281-002+	Cover cap stay arm, black	400	1 box
359281-006	Cover cap stay arm, white	400	1 box
359281-007+	Cover cap stay arm, bronze	400	1 box
359281-008+	Cover cap stay arm, grey	400	1 box

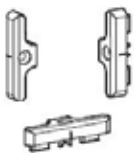
+ This item is not stocked. Lead times may vary.



Cover cap stay bearing

Article No.	Description	Box Quantity	Minimum Order
359280-001+	Cover cap stay bearing, silver	100	1 box
359280-002+	Cover cap stay bearing, black	100	1 box
359280-006	Cover cap stay bearing, white	100	1 box
359280-007+	Cover cap stay bearing, bronze	100	1 box
359280-008+	Cover cap stay bearing, grey	100	1 box

+ This item is not stocked. Lead times may vary.



Striker

Article No.	Description	Box Quantity	Minimum Order
359212-001	Striker	300	1 box



Tilt stay groove

Article No.	Description	Box Quantity	Minimum Order
359185-001	Tilt stay groove***	100	1 box

*** Without scheme



Tilt stay

Article No.	Description	Box Quantity	Minimum Order
359184-001	Tilt stay	100	1 box

Concealed hinges

Tilt-turn and turn configurations

Concealed hinges

Article No.	Description	Box Quantity	Minimum Order
359076-001	Concealed stay arm 12/20/13 170,L	5	1 box
359076-088	Concealed stay arm 12/20/13 170,R	5	1 box
359096-001	Concealed stay arm 12/20/13 350,L	5	1 box
359097-001	Concealed stay arm 12/20/13 350,R	5	1 box
359098-001	Concealed stay arm 12/20/13 500,L	5	1 box
359099-001	Concealed stay arm 12/20/13 500,R	5	1 box
359077-001	Concealed corner hinge	40	1 box
359078-001	Concealed corner pivot, L	30	1 box
359079-001	Concealed corner pivot, R	30	1 box
359080-001	Concealed sash turn limiter	50	1 box
359081-001	Concealed sash stay guide 170/470	10	1 box
359074-001	Concealed sash stay guide 170/670	10	1 box
359093-001	Concealed sash stay guide 350/870, 1R	10	1 box
359094-001	Concealed sash stay guide 350/1070, 1R	10	1 box
359095-001	Concealed sash stay guide 500/1270, 1R	10	1 box
359082-001	Concealed packer stay arm, R	500	1 box
359083-001	Concealed packer stay arm, L	500	1 box
359084-001	Concealed packer corner pivot, L	500	1 box
359086-001	Concealed packer corner pivot, R	500	1 box
359087-001	Concealed packer for turn limiter	500	1 box
359262-001	Concealed rebate stay arm 12/20/13, R	5	1 box
359272-001	Concealed rebate stay arm 12/20/13, L	5	1 box
359297-001	Concealed rebate stay arm guide	10	1 box
359427-001	Sash movement restrictor	10	1 box

Hinged door hardware



Hinged door hardware

Single sash entry door



Door lock rail

Article No.	Description	Box Quantity	Minimum Order
359400-001	Door lock rail HL 35/92/8 2500/2x16, 4R	220	1 box
359422-001	Door lock rail HL 35/92/8 2200/2x16, 4R	260	1 box
359407-001	Door lock rail HL 45/92/8 2500/2x16, 4R	260	1 box
359148-001	Door lock rail HL 45/92/8 2200/2x16, 4R	260	1 box

Lock rail extension

Article No.	Description	Box Quantity	Minimum Order
359219-001	Espagnolette extension 400, 1R	10	1 bundle

Center latch

Article No.	Description	Box Quantity	Minimum Order
359210-001	Center latch keep , R	50	1 box
359211-001	Center latch keep , L	50	1 box
359401-001	Center latch keep packer	100	1 box

Striker

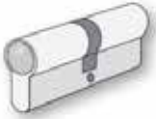
Article No.	Description	Box Quantity	Minimum Order
359212-001	Striker	300	1 box

Door hinge

Article No.	Description	Box Quantity	Minimum Order
359411-001	Door hinge 160kg 16-19mm RAL9016, white	18	1 box
359412-001	Door hinge 160kg 16-19mm RAL 9005, black	18	1 box
359402-001	Door hinge 160kg 22-25mm RAL9005, black	18	1 box
359416-001	Door Hinge 160kg 22-25mm RAL9016, white	18	1 box

Hinged door hardware

Single sash entry door



Lock cylinders for 60 mm profiles

Article No.	Description	Cylinder	Box Quantity	Minimum Order
359419-001	Lock cylinder w/ thumb turn inside, key outside	Full	50	1 box
359423-001	Lock cylinder w/ thumb turn inside	Half	50	1 box

Lock cylinders for 86 mm profiles

Article No.	Description	Cylinder	Box Quantity	Minimum Order
359420-001	Lock cylinder w/ thumb turn inside, key outside	Full	50	1 box
359404-001	Lock cylinder w/ thumb turn inside	Half	50	1 box

REHAU Attivo includes several handle lines based on customers' requirements in style, price and perception of value; however, there is one thing the lines have in common - REHAU Quality.



Handles

Tilt-turn, turn and tilt / hopper window

Handles



Classic handles for 60 mm window profiles

Article No.	Description	Spindle Length (mm)	Box Quantity	Minimum Order
359156-001	Classic handle 60, white	37	10	1 box
359291-006	REHAU branded classic handle 60, white	37	10	1 box
359291-001+	REHAU branded classic handle 60, silver	37	10	1 box
359291-007+	Classic handle 60, bronze	37	10	1 box

+ This item is not stocked. Lead times may vary.



The LINEA line features a single window handle that adjusts to a range of profile thicknesses using a spring-activated spindle mechanism. This handle is additionally distinguished by a superior anti-burglary safety mechanism, which makes it difficult to twist the spindle and move the window fitting from outside.

LINEA handles for 60 and 86 mm window profiles

Article No.	Description	Spindle Length (mm)	Box Quantity	Minimum Order
327896-006+	LINEA handle, white	37 - 42	10	1 box
327896-001+	LINEA handle, silver	37 - 42	10	1 box
327896-005+	LINEA handle, brushed nickel	37 - 42	10	1 box
327896-007+	LINEA handle, brown	37 - 42	10	1 box

Hinged door

Handles



Handles for 60 mm door profiles

Article No.	Description	Cylinder	Box Quantity	Minimum Order
359413-001+	Handle RAL9005 ext./RAL9016 int, black ext./white int.	Full	1	1 box
359417-001+	Handle RAL9016 ext./RAL9016 int, white ext./white int.	Full	1	1 box
359424-001+	Handle RAL9005 ext./RAL9016 int, black ext./white int.	Half	1	1 box
359425-001+	Handle RAL9016 ext./RAL9016 int, white ext./white int.	Half	1	1 box

+ This item is not stocked. Lead times may vary.

Handles for 86 mm door profiles

Article No.	Description	Cylinder	Box Quantity	Minimum Order
360473-001+	Handle RAL9005 ext./RAL9016 int, black ext./white int.	Full	1	1 box
359418-001+	Handle RAL9016 ext./RAL9016 int, white ext./white int.	Full	1	1 box
359405-001+	Handle RAL9005 ext./RAL9016 int, black ext./white int.	Half	1	1 box
360442-001+	Handle RAL9005 ext./RAL9016 int, black ext./white int.	Half	1	1 box

+ This item is not stocked. Lead times may vary.

For more information, visit
na.rehau.com/attivo

United States
Phone (800) 247-9445

Return Policy

Each return will be reviewed individually. No material may be returned without our written permission and return authorization number. Only catalogued and resalable items may be returned. The minimum return value will be \$100. Product and packaging has to be in resalable condition, all products returned to the distribution center are subject to quality inspection. Materials have to be in original clean and closed packaging (where applicable), packages must have original labels, customer label must be removed prior to return. Any material which is authorized to be returned will be subject to a minimum twenty-five (25) percent restocking fee.

For updates to publication, visit na.rehau.com/resourcecenter

The information contained herein is believed to be reliable, but no representations, guarantees or warranties of any kind are made as to its accuracy, suitability for particular applications or the results to be obtained therefrom. Before using, the user will determine suitability of the information for user's intended use and shall assume all risk and liability in connection therewith.

© 2022 REHAU

000.200 12.2022