




Hydrophobing

in *Finish Quality*





The kitchen and bathroom furniture sector in particular makes special demands on the joint quality of a furniture component.

Constant contact with moisture and steam can cause the furniture panels to **swell**.

Why is hydrophobing important?


Here RIEPE® offers the perfect solution with its hydrophobic system **LPH/19** that improves the water resistance of the glue joint between woodbased material and edging material many times over.

Available as **Spraying System** on the edge-bander or as **Hydro-Pen** for the subsequent application



RIEPE Hydrophobing

Installation example on an edge-banding machine




Easy to see:

The RIEPE precision fine nozzles for exact liquid application






Proven Quality



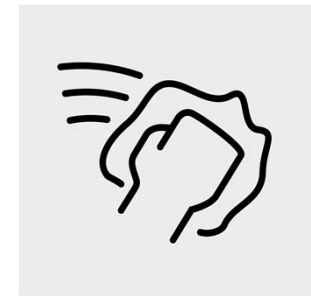
Water bath

6 hours in cold water



Steam

Tested according to AMK



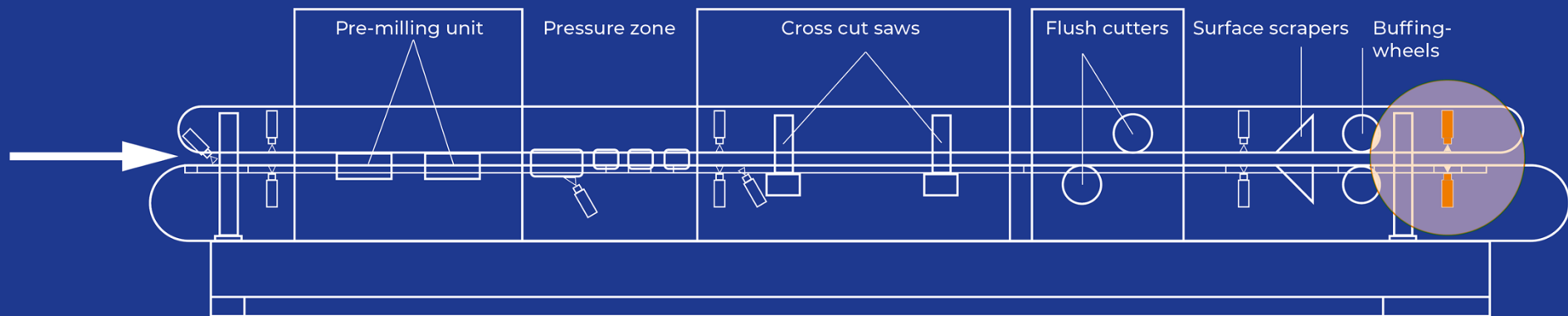
Cleaning

With cleaning agent, then 6 hours in cold water

Passed. No visible changes to the workpieces

* Test Setup: Edge material: ABS. Adhesive: EVA. Workpiece: Raw particleboard

Technology in detail



Placement of the hydrophobing system on an edge banding machine
The assembly is always the last unit on the machine

Important notes for installation and commissioning

Compressed air

The supplied pressure limiter must be supplied with an air line. The pressure reducer is permanently set at 2.0 bar (29 psi). This ensures a constant application rate and thus the lowest possible consumption.

Sensor

The optical sensor must be mounted laterally in front of the upper fine nozzle, in the direction of flow (inlet side). There must be no components underneath the sensor to prevent false triggers

Liquid supply

The liquid containers must be mounted below the lower fine nozzle.

The black Viton line (approx. 1 m) between fine nozzle and non-return valve must not be shortened.

The non-return valves must be mounted below the fine nozzles.

Fine nozzle adjustment

Spray jet max. 1,0 mm behind the glue joint (check against it while the machine is running).

The distance between fine nozzle and workpiece must be 3.0 mm at the top and bottom.

The amount of liquid is adjusted at the dosing pin (see drawing) so that a wafer-thin spray jet can be seen. For fine nozzle spacing, line connection and position of the spraying systems, see the following detailed drawings.

Extraction unit

An extraction unit (connection \varnothing 80 mm) must be provided by the customer in the centre of the nozzles / workpiece.

The Hydro-Pen



The Hydro-Pen



- ✓ Easy handling
- ✓ High yield (approx. 350m)
- ✓ Fast drying
- ✓ Nearly invisible
- ✓ Fast and flexible to use everywhere



Thank you very much
for your attention

RIEPE GmbH & Co. KG
Theodor-Rosenbaum-Str. 24-30
32257 Bünde · Deutschland

Telefon +49(0)5223-68 74 07-0
Telefax +49(0)5223-68 74 07-50

info@riepe.eu · www.riepe.eu

02/2020 · 0239